

# Radiology Alumni Connection

Q1/Q2 2017 Issue

## Tributes to 2017 Imaging Institute Retirees

By Pauline Kwok, MD

To our 2017 retirees: On behalf of Imaging Institute alumni and staff, I wish you all the warmest congratulations on the next milestone in your remarkable life — your retirement. You are an inspiration to us all with your unflagging optimism, hard work and team spirit as radiology superstars. We are blessed by and grateful for your dedication to Cleveland Clinic, commitment to excellence, professionalism, brilliance and enthusiastic attitude.

May the next phase of your life bring all that you seek! As you travel to exotic places, play music, golf, show horses, go cycling, train for some marathons and triathlons, go fly fishing, babysit grandchildren and more, please keep in touch and visit us once in a while. We are here for you and will miss you always!

## Save the Date!

**VeloSano 4  
July 21-23, 2017**

Latin for “swift cure,” VeloSano is a community initiative in Cleveland, in which participants raise money for cancer research through the sport of cycling. All dollars raised by VeloSano participants advance cancer research at Cleveland Clinic. In just three years, more than \$8 million has been generated and is already hard at work in the fight against cancer. *For more information and to register, see [velosano.org](http://velosano.org).*



**Best wishes to the distinguished colleagues who are retiring in 2017 from Cleveland Clinic's Imaging Institute. See their tributes on pages 2-4.**

Visit us online at [clevelandclinic.org/radiologyalumni](http://clevelandclinic.org/radiologyalumni).  
Submit your announcements or photos to [kwokp@ccf.org](mailto:kwokp@ccf.org).



### David Einstein, MD (DR'82)

Abdominal Imaging, 1989–2017

**Education:** Miami University (1974); Case Western Reserve University School of Medicine (1978); Diagnostic Radiology Residency, Cleveland Clinic (1982); Body CT/Ultrasound Fellowship, University of Southern California/Los Angeles County Hospital (1983)

**Why radiology:** I loved the fact that you could look at one film and figure out so many things about the patient. I can still remember the moment that it really clicked. I was doing a medical student rotation in radiology at UH. We were reading an IVP, which showed J-shaped distal ureters, impression on the bladder base, mild bilateral hydronephrosis, and sclerotic skeletal lesions — giving us the diagnosis of prostate cancer.

**Honors:** Residency Director; Vice Chair for Education; Teacher of the Year, Division of Radiology, 1991 and 2000; more than 30 publications in peer-reviewed journals

**Proudest achievements:** Fourteen years as Residency Director, and seeing so many of my residents attain positions of responsibility, such as department chairs: **Patrick O'Keefe, MD (IM'01, DR'05, MSR'06)**, **Mark Cohen, MD (DR'94, ABI'95)**, and **Aqeel Chowdhry, MD (DR'09, IMAG/T'09)** in Regional Radiology; **David Roelke, MD (DR'97)** in private practice in Wisconsin; and **Tony Antonoplos, MD (DR'07)** in Cincinnati.



**Retirement plans:** Possibly moving to San Diego to be with my son, who is an emergency medicine physician there, and our first grandchild, born in May. Doing a family tree to see if I am actually related to Albert Einstein. Becoming fluent in Spanish. Continuing to travel to exotic locales. Learning to invest in options.

**Parting words:** The practice of medicine, including radiology, has become increasingly demanding and frustrating, but it is still an enjoyable and rewarding career. Love what you do, enjoy the people you work with, and do everything you can for your patients, and the difficulties won't seem so onerous.



### Douglas Owens, MD (IR'89)

Interventional Radiology, 2012–2017

**Education:** Oberlin College (1979); Case Western Reserve University School of Medicine (1983); Residency, University Hospitals (1988); Interventional Radiology Fellowship, Cleveland Clinic (1989)

**Proudest achievements:** Establishing an academic level of IR practice in small regional hospitals in my initial years out of training. Being named Doctor of the Year at the Lake Hospital System.

**Favorite thing about Cleveland Clinic:** The best thing about Cleveland Clinic is the level of support in materials, equipment and personnel. It's second to none. I'll miss the IR team: staff, techs, nurses and support staff. It really is one very large family that looks out for each other.

**Retirement plans:** I hope to have more consistent training for some marathons and triathlons. I hope to actually get the boat out of storage and onto the lake. Both my spouse, Anne, and I would like to visit the many places in the States that we've never seen and may pack up the dogs and set out on the road in an RV. Returning to school for some fun learning could be on tap in the form of culinary school and photography classes. I might even reconnect with fly fishing.

**Parting words:** Do your best, protect a little time for yourself, and the rest just happens.





### Barbara Risius, MD (DR'79)

Angio-interventional Radiology, 1979–1994  
Thoracic Radiology, 1994–2017

**Education:** Iowa State University (1974);  
University of Iowa College of Medicine (1975);  
Diagnostic Radiology Residency, Cleveland Clinic  
(1979)

**Involvements:** Resident Education and Selection Committee; Search Committee for Chairman of Hypertension and Nephrology

**Accomplishments:** Numerous articles and scientific papers on sector computed tomography, magnetic resonance imaging, angioplasty, thrombolysis and other topics. Guest lecturer at more than a dozen meetings.

**Favorite thing about Cleveland Clinic:** The Clinic is my home. With mixed emotions, I feel sad and happy about my retirement. I will miss my colleagues in Thoracic Imaging and the Imaging Institute. We have gone through lots of life changes in the last 42 years and developed close bonds.

**Retirement plans:** I look forward to traveling with my close friends **Michael Geisinger, MD (IM'79, DR'82); Margaret Zelch, MD (DR'72);** and **Lisa Hughes, MD (NUR'96)**. Over the years, we have traveled to all five continents. We just returned from a fabulous trip in Croatia last fall and are planning for a two-week river cruise on the Danube River in Europe this September. I also will enjoy watching my beautiful horse, Longstreet, perform in the Hunter Division. I am proud of his many winnings.



Dr. Risius's horse, Longstreet, ridden by Holly Shepherd



### John Saks, MD (CCF'03)

Regional Radiology, 2003–2017

**Education:** Sarah Lawrence College (1974); The Ohio State University College of Medicine and Public Health (1978); Diagnostic Radiology Residency, New York University School of Medicine (1980); Diagnostic Radiology Residency, Mount Sinai Medical Center (1982); Body Imaging Fellowship, University Hospitals (1983)

**Proudest achievements:** I am proudest of my versatility and ability to learn and refresh my knowledge and skills. I have always enjoyed teaching myself. I am also proud of having become skilled at performing imaging guided procedures. I feel that I have been able to make a difference for patients, in terms of safety, comfort and effectiveness.

**Favorite thing about Cleveland Clinic:** I have loved working at the Clinic. I think my favorite thing has been the camaraderie of my fine associates, both in Radiology and clinical, and also the technical staff and nurses.

**Retirement plans:** I look forward to golfing and traveling with my beloved wife, Patty. I am also taking up music again after many years. I played classical piano growing up and find that it is coming back to me.

**Parting words:** I would say to fellow radiologists that they should keep in mind what a wonderful, stimulating field that we are a part of, and they should work to keep their skills up to date.





### Anne Singer, MD (ABI'90)

Abdominal Imaging, 1990–2001; Regional Radiology, 2001–2004; eRadiology, 2004–2017


**Education:** Cornell University (BS, 1973); SUNY at New Paltz (MS, 1976); SUNY at Stony Brook School of Medicine (1985); Diagnostic Radiology Residency, University Hospital at SUNY Stony Brook (1989); Abdominal Imaging Fellowship, Cleveland Clinic (1990)

**Proudest achievement:** Becoming the first part-time member of the Imaging Institute, which couldn't have happened without the support of respected physician administrators, including **Drs. David Paushter, Mike Modic and Greg Borkowski**. As a result of their efforts, I was lucky enough to maintain a work/life balance in a demanding career and raise two wonderful children with my loving and very patient husband, Jay. I know many of my radiology colleagues are now also part-time, and I'm proud to have been at the forefront in creating this opportunity.

**Special memory:** The travel demands on those of us who were early members of the Regional Radiology practice. Driving an hour to Ashtabula in the wee hours of the morning for a 7 a.m. start was certainly a challenge, but I think the most memorable day was when I started the day in Ashtabula and then drove to Wooster for the afternoon shift. I'm glad that assignment only happened once!



**Retirement plans:** Sharing many of life's pleasures with my husband, including lots of traveling, bicycling together on our quite unique tandem tripod recumbent bike, improving my currently really bad golf game and, finally, spending quality time with our adult children, aging parents, extended family and growing circle of friends.



## Imaging Institute Renovation/Expansion Update

### News from main campus

Imaging Master Plan Phases 4 (Ultrasound and General X-ray) and 5 (Pediatrics) continue to progress. In late 2016:

- Two new GI rooms were installed on main campus. Former GI Room 16 was deinstalled. Former GI Room 15 was converted to a pediatric reading room.
- New locker rooms for imaging caregivers were opened.
- The former ultrasound area was removed.

### News from Cleveland Clinic Florida

Imaging volumes at Cleveland Clinic Florida continue to grow — led by Interventional Radiology with 35.7 percent growth, CT with 11.5 percent growth and Nuclear Medicine with 6.2 percent growth. To accommodate growing patient volume and enhance patient experience, the imaging waiting room was expanded by 20 chairs in 2016.

New technology at Cleveland Clinic Florida includes:

- Flash CT, which speeds up cardiac scans by collecting twice as much data with each gantry rotation
- Skyra 3T, which brings an array of new techniques, such as high-resolution prostate imaging and functional MRI (fMRI)



## Cleveland Clinic Florida Hosts “Art of Radiology” Event

Caregivers submitted 15 works for Cleveland Clinic Florida’s second annual “Art of Radiology” event in September 2016. The “imaging artists” created their masterpieces with X-rays, CT scans, mammography and other modalities.

The gallery showing, organized by Cleveland Clinic Florida’s engagement committee, attracted hundreds of employees and guests, who voted for their favorite works.

Winners were awarded in four categories:

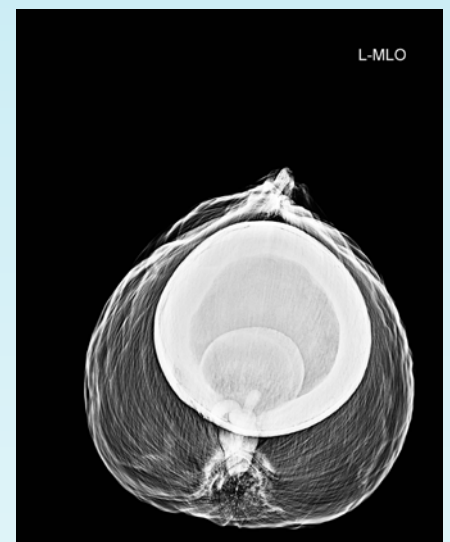
- Abstract: “Dirty Martini” by **Megan Puertas**, Technologist, General Radiography
- Whimsical: “Absolut Radiology” by radiologist **Avi Oppenheimer, MD**, and **Natalie Haaf**, Radiology Administrator
- Naturalistic: “Beyond Imagining Imaging” by **Jean Miller-Evans**, Radiology Nurse
- Best of Show: “SEA the Radiant Beauty” by **Mercedes Gonzalez**, Technologist, Nuclear Medicine



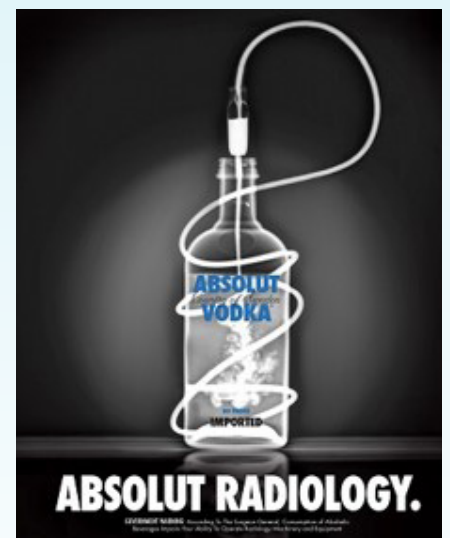
“Dirty Martini” by Megan Puertas



“SEA the Radiant Beauty”  
by Mercedes Gonzalez



“Beyond Imagining Imaging”  
by Jean Miller-Evans



“Absolut Radiology”  
by Avi Oppenheimer, MD,  
and Natalie Haaf

## Imaging Institute Announcements



Rodolfo J. Blandon,  
MD, MBA

**Rodolfo J. Blandon, MD, MBA**, has been named Chief of Staff at Cleveland Clinic Florida. Dr. Blandon, an interventional radiologist, has been a member of the staff since 2001. He has held a number of leadership positions, including Chairman of the Division of Radiology and, most recently, Director of the Center for Hospital Services. While serving as Chief of Staff, Dr. Blandon will continue to serve as Chairman of the Department of Radiology. He also will be involved in the Florida Governance Council and will work closely with the institute chairs on quality, patient safety and appropriateness of care guidelines. **Wael Barsoum, MD**, President of Cleveland Clinic Florida, says Dr. Blandon's unwavering commitment and quality, metric-driven leadership style make him an ideal fit for his new role.

**Gregory P. Borkowski, MD (IM'74, DR'79)**, received Cleveland Clinic Alumni Association's Special Achievement Award for outstanding performance in his field and his service to Cleveland Clinic on September 16, 2016, at the annual awards night celebration held at the Foundation House in Cleveland. Dr. Borkowski is regarded as an outstanding radiologist, establishing his expertise in abdominal imaging, emergency radiology, computerized tomography, magnetic resonance imaging, ultrasound, gastrointestinal radiology and general diagnostics. He also is recognized for his administrative skills, including as Chair of Cleveland Clinic's Imaging Institute since 2007. Dr. Borkowski has compiled a distinguished record of service to Cleveland Clinic in many facets of its operations, including the institution's Remodeling and Space Allocation Committee.



Dr. Borkowski was one of four Cleveland Clinic alumni award winners for 2016. He is pictured here (far right) with, from left to right, Robert E. Hobbs, MD (CARD'79); Atul Mehta, MD (PULMCC'83); and John J. Eversman, MD (IM'64, END'65).



Past and present chairmen of the Imaging Institute gather to celebrate Dr. Borkowski's Special Achievement Award. From left to right: Ronald Lorig, MD (DR'86); Dr. Borkowski; Thomas Masaryk, MD (DR'85, NR'86); George Belhobek, MD (IM'70, DR'73)




Dr. Borkowski (far right) with, from left to right, mother-in-law Marg Cutri, father-in-law Norm Cutri, stepdaughter Lauren Longo and wife Joy Borkowski.



Jacobo Kirsch, MD

**Jacobo Kirsch, MD**, Vice Chair and Quality Officer of Imaging at Cleveland Clinic Florida, has been appointed Center Director of Hospital Specialties. In his new role, Dr. Kirsch will work with chairs of anesthesia, emergency, imaging and pathology to optimize collaboration between their departments.

## Imaging Institute Announcements



Pauline Kwok, MD

**Pauline Kwok, MD (TRS'95, DR'00, ABI'01)**, staff radiologist at Cleveland Clinic Fairview Hospital, has been appointed Medical Director of Nuclear Medicine at Cleveland Clinic Avon Hospital and Richard E. Jacobs Health Center. Additionally, Dr. Kwok was elected to serve on the Board of Directors of The Academy of Medicine of Cleveland & Northern Ohio (AMCNO), one of the largest regional medical associations in the nation. She would like to thank everyone who was involved in nominating and voting her to the position of Board Representative of AMCNO. The AMCNO supports physicians in being strong advocates for all patients and promotes the practice of the highest quality of medicine. It has been working on behalf of physicians and the patients they serve for more than 190 years.



Brooke Lampl, DO




Ellen Park, MD

**Brooke Lampl, DO, and Ellen Park, MD**, have been appointed interim Section Heads of Pediatric Imaging. They replace Neil Vachhani, MD, who has left Cleveland Clinic.



**Mark J. Lowe, PhD**, Director of High-Field MRI and Section Head of Imaging Sciences, was a key presenter at the Gold Corporate Symposium, sponsored by Siemens, at the International Society for Magnetic Resonance in Medicine (ISMRM) Annual Meeting, April 24 in Honolulu, Hawaii. He spoke to an audience of approximately 2,000 people on how 7T MRI can affect patient management in multiple sclerosis, epilepsy and potentially other neurologic diseases.

Dr. Lowe presents at the ISMRM Annual Meeting. Seated at the table, from left to right, are Christoph Zindel, MD, Head of Siemens Global MRI, and Konstantin Nikolaou, MD, Scientific Director of Radiology, University of Tubingen.



Alice Rim, MD

**Alice Rim, MD**, Vice Chair of the Imaging Institute and Section Head of Breast Imaging, has been appointed to Cleveland Clinic's Board of Governors. Dr. Rim joined Cleveland Clinic in 1999 after serving as a staff radiologist and breast/body imager at the Watson Clinic in Lakeland, Florida. Her specialty interests include interventional breast imaging, breast MRI and high-risk screening. A frequent presenter and lecturer at medical conferences across the country, Dr. Rim also has co-authored numerous articles on diagnostic imaging and related topics.



Mykol Larvie, MD



Eric Lee, MD



Matthew Robertson, MD

The Imaging Institute welcomes these new physicians: **Mykol Larvie, MD**, Neurological Imaging, Imaging Sciences; **Eric Lee, MD**, Pediatric Imaging; and **Matthew Robertson, MD**, Nuclear Medicine, Pediatric Imaging.

## Alumni Gather at RSNA Annual Meeting

**Drs. Gregory Borkowski, Alice Rim and Darlene Holden** hosted a reception for Cleveland Clinic alumni and staff at the 2016 Radiological Society of North America (RSNA) annual meeting in Chicago. Nearly 60 attendees gathered for hors d'oeuvres on Sunday, November 27, at the Hyatt Regency McCormick Place.



Cleveland Clinic alumni and staff at RSNA 2016



Mark Sands, Gordon McLennan and Darlene Holden



Naveen Subhas, Lakshmi Ananthakrishnan, Sylvia Zavatchen, Jean Schils



Jacobo Kirsch, Patrick O'Keefe, Albert Chang, Lakshmi Ananthakrishnan



Scott Johnson, Alex Paratore, Matt Kiczek, Alex Wu, Ryan Ward, Sylvia Zavatchen, Amar Gupta



Joseph Meranda, Lakshmi Ananthakrishnan, Akosua Sintim-Damoa, Bethanie Hammond, Darlene Holden, Sylvia Zavatchen



Jeff Ross, Ronald Lorig

See more photos at [alumni.clevelandclinic.org](http://alumni.clevelandclinic.org), under the Events tab.



## Around Cleveland Clinic Health System



Richard S. Lang,  
MD, MPH, FACP

### Customized care for business executives

Cleveland Clinic's Executive Health Program, led by **Richard S. Lang, MD, MPH, FACP (IM'87)**, Head of Preventive Medicine and Vice Chair of Cleveland Clinic's Wellness Institute, provides services to more than 2,800 patients each year. This premier service offers integrated, personalized, head-to-toe physical exams for business executives and others with busy lifestyles. In a one-day appointment, patients have annual screenings, meet with experts in nutrition, exercise physiology and stress management — plus have vision, hearing, heart and lung function assessments. Patients leave with a personal roadmap to better health and wellness. If they need specialty care, they have priority access to Cleveland Clinic medical and surgical experts. Generally, consultations can be arranged within 48 hours. *For more information, see [my.clevelandclinic.org/departments/wellness/executive-health](http://my.clevelandclinic.org/departments/wellness/executive-health).*



Hubert Fernandez, MD

### Progress in fighting Parkinson's disease

**Hubert Fernandez, MD (CCF'10)**, of Cleveland Clinic's Center for Neurological Restoration, says that while a cure remains elusive, a slow but steady fight against Parkinson's disease is showing some significant advancements in studies at Cleveland Clinic.

"We're learning more, doing more and seeing better results," he says.

For example, we now understand that Parkinson's is a "multiple systems" disorder. We now know that numerous neurotransmitters are involved, such as norepinephrine, GABA, glutamate, acetylcholine, serotonin and dopamine — among which there are numerous interactions. Better treatments are becoming available.

Cleveland Clinic remains a top center for treatment due to its interdisciplinary care, comprehensive management, experience, state-of-the-art treatment techniques, patient-centered approach and leading-edge research, including tracking literally thousands of Parkinson's patients. The center offers an immersive, customizable, virtual reality treadmill — the first non-military installation of its kind in the U.S. Also novel are Cleveland Clinic's method of using ultrasound-guided toxin injections and neurosurgeons' ability to precisely place leads while patients are under general anesthesia.

## Centennial Legacy Society Recognizes Alumni Pledging \$5,000 or more

Cleveland Clinic's founders — Drs. George Crile, Frank Bunts, William Lower and John Phillips — were visionaries who set out to develop an integrated group practice in which diverse specialists would be able to think and act as one. Their commitment to their work and their willingness to invest their own resources guaranteed Cleveland Clinic's success.

Our founders were our first philanthropists.

Since then, Cleveland Clinic has become one of the most famed healthcare institutions in the world, pioneering medical achievements such as:

- Heart breakthroughs that can repair valves and bypass blockages
- Deep brain stimulation to treat Parkinson's disease
- Sports health medicine
- Face transplant

There is certainly much of which to be proud across nearly a century of Cleveland Clinic history. We salute the contributions of all who have made this institution what it is today.

Philanthropy allows Cleveland Clinic to continue to innovate, advance from the routine, and find new ways to make procedures safer, better and more accessible for patients — not to mention increase the quality of training for students, residents and fellows.

**In anticipation of Cleveland Clinic's 100th anniversary in 2021, the Centennial Legacy Society is recognizing alumni who continue this tradition of excellence by making a pledge of \$5,000 or more during The Power of Every One Campaign 2011–2021.**

Alumni gifts will support Professional Development Grants in the Education and Lerner Research institutes as well as the Alumni Association's Legacy Project (which includes establishing permanent space to highlight Cleveland Clinic's history); CCLCM student scholarships; and research, training and development programs.

We welcome you to join the Society and encourage colleagues and friends of the Cleveland Clinic Alumni Association to do likewise.

*For information on becoming a Centennial Legacy Society Member, please contact Alumni Association Director Mindy Stroh at [strohm@ccf.org](mailto:strohm@ccf.org).*

### Do You Know:

#### Who are Cleveland Clinic alumni?

Cleveland Clinic's Alumni Association includes Cleveland Clinic trained:

- Physicians/doctors (MD, DO, PhD)
- Fellows
- Residents
- Interns
- Medical students (from Cleveland Clinic Lerner College of Medicine)

**Professional staff who have served at least five years at Cleveland Clinic (even if they trained elsewhere) also are considered Cleveland Clinic alumni.**

Alumni enjoy many benefits, including access to information and programs that help drive their professional growth and success.

Cleveland Clinic Alumni Relations works to strengthen the bond between Cleveland Clinic and its alumni, and to create an atmosphere that encourages alumni to support and participate in the life of the institution.

## 2017 Imaging Institute Retirees



Imaging/Radiology Alumni Director **Darlene Holden, MD (DR'08, MSR'09)**, and Alumni Membership Secretary **Pauline Kwok, MD (TRS'95, DR'00, ABI'01)**, attend Cleveland Clinic's Alumni Association board meetings and Imaging Institute events, and work to further connections between Cleveland Clinic radiology alumni. Please stay in touch with us! We look forward to hearing from you!



**Darlene Holden, MD**  
(DR'08, MSR'09)  
Imaging/Radiology Alumni Director



**Pauline Kwok, MD**  
(TRS'95, DR'00, ABI'01)  
Alumni Membership Secretary, Editor  
of *Radiology Alumni Connection*