



**DO NOT PARK IN:**

- STAFF / PHYSICIAN
- VALET

**MUST REGISTER FOR:**

- HANDICAP
- EXPECTANT MOTHER
- VENDOR

← Entrance

- Employee Parking (Garage)
- Employee Parking (Surface Lot)
- Employee Parking (Surface Lot) - Off Campus

- Patient/ Visitor Parking (Surface Lot)
- Patient/ Visitor Parking (Garage)
- Patient/ Visitor Parking (Valet)

**NO EMPLOYEE PARKING ANYTIME**

**“DEFAULT” HOUR ACCESS FOR ALL REGISTERED PARKERS IN GARAGES (NOT P4) AND EMPLOYEE LOTS**  
**MON - FRI: ENTRY AFTER 6PM, EXIT BEFORE 8AM**  
**SAT - SUN & HOLIDAYS: 24-HOUR**

Main Campus Parking Locations (Employee Options)		Full-time Rate	Part-time Rate	
Category 3 Garages	1	90th St Employee Garage (JJ, P1)	\$87 / Month	\$67 / Month
	2	100th St Employee Garage (BB South, P2)	\$87 / Month	\$67 / Month
	3	89th St Employee Garage (MM)	\$70 / Month	\$55 / Month
	4	105th St Employee Garage (WW)	\$70 / Month	\$55 / Month
	5	Walker Garage (C)	\$75 / Month	\$38 / Month
Category 4 On-Campus Surface Lots	6	Mellen North Employee Lot	\$50 / Month	\$40 / Month
	7	Wilbur West Employee Lot	\$50 / Month	\$40 / Month
	8	Wilbur East Employee Lot	\$50 / Month	\$40 / Month
	9	Carnegie Employee Lot	\$50 / Month	\$40 / Month
	10	DD East Employee Lot (DD Employees Only)	\$50 / Month	\$40 / Month
	11	DD West Employees Lot (DD Employees Only)	\$40 / Month	\$35 / Month
	12	Playhouse Employee Lot	\$40 / Month	\$35 / Month
Category 5 Off-Campus Surface Lots	13	<del>Mount Sinai / CWRU West Campus Parking</del> (Effective 2020, not available until further notice)	\$35 / Month	\$27.50 / Month


## Did you know Cleveland Clinic utilizes no-swipe card reading technology at our parking facilities?

These are the same tap-n-go devices used throughout our hospitals for door access. The newer devices read your employee access badge with a simple tap.

### How does it work?



Just **TAP** and hold your Cleveland Clinic ID badge to the reader.



The reader will beep twice and a **GREEN** light will appear when you're good to go.



Just remember to **PROCEED SLOWLY** as you pull into/out of the garage or parking lot.

### What's the benefit?

The touchless readers use faster, radio-frequency identification (RFID) technology and reduce wear and tear to the magnetic strip on your badge.

### What if the new reader doesn't accept my card?

Press the parking lane intercom and report the issue to the operator. You can later send your badge RFID number and employee ID to [PARKING@ccf.org](mailto:PARKING@ccf.org) to register. The RFID number consists of the seven digits, after the 6\*, on the back of our badge on the bottom.

### Can I still swipe?

The magnetic strip readers will be removed from parking lanes in February 2021. Please use the touchless technology to ensure your badge functions properly and you are familiar with the system.

You may also continue to purchase (one-time \$15 payroll deduction) a hands-free windshield tag for locations equipped with overhead readers. Visit Parking Services in JJNb-230 or AC2 to purchase.

### Questions?

Contact us at [PARKING@ccf.org](mailto:PARKING@ccf.org)

## Use of Compact Car Spaces

Compact car spaces are identified by wall signs and on the flooring surface.


Use of a compact car space requires that your vehicle – **bumper to bumper** – fits completely within the painted box.

If any portion of your vehicle is outside the painted box, including bumpers, it is improperly parked and is subject to enforcement. This may include immobilization devices (boot) and towing with associated fees.


Why this is important? Improperly-parked vehicles create a traffic hazard for drivers and pedestrians, restricting clear paths and forcing vehicles left of center.

In 2018, enforcement of compact car parking reduced accidents by an average of 75% in the E 89th and E 105th Street Garages.

### Properly Parked



### Improperly Parked



## Oversized Vehicle Information

### Oversized Vehicle Parking

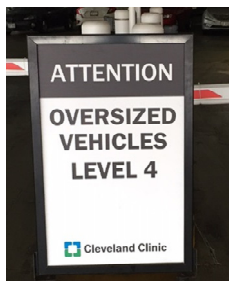
Located on MM (89th) 4th floor, WW (105th) 4th floor and JJN (93rd) 2nd floor, oversize vehicle areas are defined by diagonally striped spaces. Oversize spaces are designed to accommodate vehicles that often exceed the boundaries of a standard space. When the designated area is full, oversize vehicles are not to park on ramps. Vehicles not fully inside the designated ramp space create obstacles/hazards for drivers and caregivers walking and are subject to enforcement.

NOTE Vehicles that **do not qualify** as oversized vehicles include

- All Cars and Sedans
- All Minivans
- All Compact Utility Vehicles
- All Crossover Utility Vehicles

Oversize vehicles **MAY** include (but are not limited to)

<b>Buick</b>	Enclave
<b>Ford</b>	Expedition, Explorer, E-series vans, F-series trucks, Explorer, Flex
<b>Chevy</b>	Suburban, Tahoe, Silverado series trucks, Traverse, Acadia
<b>Dodge</b>	Durango, Ram
<b>GMC</b>	Yukon Series, Sierra Truck Series,
<b>Honda</b>	Ridgeline truck, Pilot
<b>Mazda</b>	CX-9
<b>Nissan</b>	Pathfinder, Titan truck
<b>Subaru</b>	Ascent
<b>Toyota</b>	Tundra, Highlander, Land Cruiser
<b>Volkswagon</b>	Atlas



**Violation**



(See Reverse for Compact Car Listing)