



Obstetrics, Gynecology & Women's Health Institute

3RD ANNUAL

Research Day

May 23, 2018

Intercontinental Hotel &
Conference Center



3RD ANNUAL

Obstetrics,
Gynecology &
Women's Health Institute

RESEARCH DAY

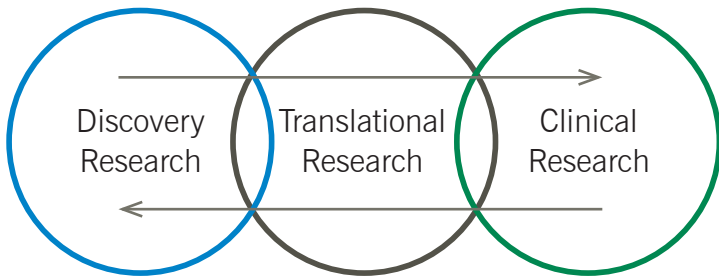
May 23, 2018

Intercontinental Hotel & Conference Center

Ballroom A & B

This event and research is supported in part by
the donation made by two generous donors.





Key Note Address & Lecture

Maureen Phipps, MD, MPH
Chair, Department of Obstetrics and Gynecology
Women and Infants
Assistant Dean for Teaching and Research on Women's Health
at Alpert Medical School, Providence, RI

Judges (Oral Presentations)

Maureen Phipps, MD, MPH
Rosanne Kho, MD
Chad Michener, MD
Tommaso Falcone, MD

Judges (Poster Presentations)

Mark Dassel, MD
Mark Walters, MD
Beri Ridgeway, MD
Uma Perni, MD



Agenda

7–7:30 am **Registration and Continental Breakfast**

7:30–7:40 am **Introduction & Welcome**
Ruth Farrell, MD, MA

7:40–8:40 am **Key Note Address**
*U.S. preventive services task force recommendations
for women's health*
Maureen Phipps, MD, MPH

8:40–9:10 am **Graduating Fellow Oral Presentations**

8:40 am *Long-term pelvic organ prolapse and mesh-related
outcomes following sacrocolpopexy*
Tonya N. Thomas, MD
Fellow, Female Pelvic Medicine &
Reconstructive Surgery

8:55 am *An avatar model prospectively guides the therapy of a
recalcitrant cancer*
Roberto Vargas, MD
Fellow, Gynecologic Oncology

9:10–9:45 am

**Ballroom
Foyer**

**Refreshment Break &
PGY2 Resident Poster Presentations**

- 9:20 am *Understanding risk factors and trends in vaginal cuff dehiscence*
Dee Das, MD
- 9:25 am *Does immediate post-abortion LARC decrease rates of repeat elective abortion*
Sarah Hershman, MD
- 9:30 am *Association between hemoglobin A1c and preeclampsia diagnosis in pregestational Type 2 diabetics*
Emily Holthaus, MD
- 9:35 am *PCOS and Infertility: Is weight loss being discussed with patients?*
Christine Hur, MD
- 9:40 am *Gynecology Oncology physician barriers and perceptions of palliative care and hospice services*
Erica Newlin, MD

9:45–11:15 am

PGY3 Resident Oral Presentations

- 9:45 am *Predictors of lynch syndrome and clinical outcomes among universally screened endometrial cancer patients*
Caitlin Carr, MD
- 10:00 am *Effects of myomas and myomectomy on assisted reproductive technology outcomes*
Chelsea Fortin, MD

- 10:15 am *Predicting embryo morphokinetic annotations from time-lapse video using convolutional neural networks*
Julian Gingold, MD, PhD
- 10:30 am *Endometrial Fluid Profiling as a noninvasive diagnostic approach to endometriosis*
Natalia Llarena, MD
- 10:45 am *Maternal-fetal and diagnostic characteristics of antenatal myelomeningocele: a prenatal and postnatal evaluation*
Jessian Munoz, MD, PhD
- 11:00 am *Use of prophylactic antibiotic treatment after obstetrical anal sphincter injury: an opportunity for quality improvement*
Katherine Woodburn, MD

| | | |
|--------------------------------|-------------------------------|--------------------------------------|
| 11:15 am – 12:15 pm | Ballroom A & B | Innovations in Ob/Gyn Lecture |
|--------------------------------|-------------------------------|--------------------------------------|

- 11:15 am–
12:15 pm *Prevention of cervical cancer in low resource settings – an opportunity to make a difference*
Miriam Cremer, MD, MPH
- 12:15 pm Presentation of Certificate to Maureen Phipps, MD, MPH
- 12:20 pm Foyer Group Picture – Presenters, mentors, judges, discussants, Program Directors, Drs. Farrell, Falcone, Reed and Ridgeway.
- 12:30 pm Adjourn

Past Research Day Award Winners

Resident Poster Presentation – 1st Place

2017 Caitlin Carr, MD

2016 Laura Moulton, DO

Resident Oral Presentation – 1st Place

2017 Laura Moulton, DO

2016 Jamie Stanhiser, MD

PGY3 Resident Oral Presentation – 1st Place

2016 Lisa Caronia Hickman, MD

Fellow Oral Presentation – 1st Place

2017 Kathryn Maurer, MD

2016 Linnea Goodman, MD

Key Note Address & Lecture

Maureen Phipps, MD, MPH

Chair, Department of Obstetrics and Gynecology,
Women and Infants

Assistant Dean for Teaching and Research on
Women's Health

Alpert Medical School, Providence, RI



Maureen G. Phipps, MD, MPH, holds the Chace-Joukowsky professorship, is chair of the Department of Obstetrics and Gynecology, and is assistant dean for Teaching and Research in Women's Health at Alpert Medical School. She is also the Executive Chief of Obstetrics and Gynecology for the Care New England Health System. She has led numerous initiatives at Brown, Women & Infants Hospital, and in Rhode Island including leading the effort for the Brown/Women & Infants Hospital National Center of Excellence in Women's Health and the Rhode Island Task Force on Preterm Birth. Her research and academic activities involve collaborations across departments, hospitals, and state agencies.

Phipps has been the principal investigator or co-investigator in numerous projects and programs funded through the National Institutes of Health and other agencies, including the Brown University National Children's Study; Women's Reproductive Health Research Scholars Program; the Children's Environmental Health Formative Center; ESCUCHE-a program to improve health and science literacy; FIT for Delivery; Project REACH, a study to prevent postpartum depression in adolescent mothers; and several other projects related to women's health in vulnerable population.

(continued)

Nationally, Dr. Phipps has been chair of the American College of Obstetrics and Gynecology (ACOG) Committee on Health Care for Underserved Women, is an associate editor for the American Journal of Obstetrics & Gynecology, is currently serving on the US Preventive Services Task Force, is a member of the advisory panel for ACOG's Women's Preventive Service Initiative and is a member of the Board of Directors for The American Board of Obstetrics & Gynecology (ABOG) and the Exxcellence Foundation.

Phipps has been recognized on numerous occasions as an outstanding teacher and mentor, including being recognized nationally with the ACOG Mentor Award for District I, the Council on Residency Education in Obstetrics and Gynecology Excellence in Teaching Award and the Association of Professors of Gynecology and Obstetrics Excellence in Teaching Award.

Phipps' broad interest in women's health has been geared toward improving the health of underserved women. In addition to excellence in clinical care and research, she is dedicated to training the next generation of women's health providers.

Oral and Poster Presentation Judges

Judges (Oral Presentations)



Maureen Phipps, MD, MPH
Chair, Obstetrics and Gynecology –
Women and Infants
Assistant Dean for Teaching and
Research on Women's Health
Alpert Medical School,
Providence, RI



Chad Michener, MD
Associate Professor of Surgery
Vice Chair, Gynecology
Staff, Gynecologic Oncology
Obstetrics, Gynecology &
Women's Health Institute
Cleveland Clinic



Rosanne Kho, MD
Associate Professor of Surgery
Section Head, Benign Gynecologic
Surgery
Obstetrics, Gynecology &
Women's Health Institute
Cleveland Clinic



Tommaso Falcone, MD
Professor of Surgery &
Chair, Obstetrics, Gynecology and
Women's Health Institute
Cleveland Clinic

Oral and Poster Presentation Judges

Judges (Poster Presentations)



Mark Dassel, MD
Director, Minimally Invasive
Gynecologic Surgery
Obstetrics, Gynecology &
Women's Health Institute
Cleveland Clinic



Mark Walters, MD
Professor of Surgery & Staff
Obstetrics, Gynecology &
Women's Health Institute
Cleveland Clinic



Beri Ridgeway, MD
Assistant Professor of
Surgery &
Vice Chair, Regional Ob/Gyn
Obstetrics, Gynecology &
Women's Health Institute
Cleveland Clinic




Uma Perni, MD
Associate Professor of Surgery &
Staff, Maternal Fetal Medicine
Obstetrics, Gynecology &
Women's Health Institute
Cleveland Clinic



Obstetrics, Gynecology & Women's Health Institute
Graduating Fellows

Oral Presentations

Long-term pelvic organ prolapse and mesh-related outcomes following sacrocolpopexy



Tonya N. Thomas, MD

Objective: To describe and compare the objective and subjective prevalence of recurrent pelvic organ prolapse (POP) and mesh-related complications after open, robotic, and laparoscopic sacrocolpopexy and to describe patient-reported post-operative outcomes.

Methods: This is a retrospective cohort study with a cross-sectional, prospective survey. Participants were identified by Current Procedural Terminology code for open or minimally invasive colpopexy performed between January 2004 and December 2014. The electronic medical record was queried for demographic, perioperative, and follow-up data. Consenting participants were surveyed concerning complications, treatments, and symptoms.

Results: Seven hundred nine participants met inclusion criteria. Of the participants, 183, 173, and 353 underwent open, robotic, and laparoscopic sacrocolpopexy, respectively. Median time from sacrocolpopexy to last follow-up visit for all participants was 0.5 years (2 days-13.4 years). 11.6% (n=80) experienced stage 2 or greater recurrent POP, and 4.7% (n=33) underwent retreatment with pessary (n=4) or surgery (n=29). 15% (n=104) experienced recurrent stage 2 or greater POP or retreatment, with higher prevalence in the robotic group (n=35, 21.1%; $p=0.03$) due to higher retreatment (n=15, 8.7%; $p=0.01$). 5.2% (n=37) of participants experienced mesh and/or suture exposure (mesh n=19, suture n=10, mesh and suture n=8) with no significant difference between groups (open n=14, 7.7%; robotic n=6, 3.5%, laparoscopic n=17, 4.8%; $p=0.19$). 29.7% (n=11) required office excision, and 64.9% (n=24) required surgical treatment. Six cases involved erosion of mesh (n=3) and/or permanent suture (n=5) into the bladder. Survey response rate was 41.7% (n=296). Survey outcomes are shown in the table. Median time from sacrocolpopexy to survey completion was 6.5 (1.6-13.4) years. 88% (n=258) of respondents reported improvement since surgery. 37.5% (n=109) reported complications or problems related to surgery, and 8.4% (n=25) and 4.4% (n=13) reported complications related to recurrent POP or mesh exposure, respectively. 9.2% (n=27) reported evaluation or treatment for recurrent POP. 6.9% (n=20) reported evaluation or

treatment for mesh exposure. 5 respondents reported reoperation for POP, and 12 reported reoperation for mesh exposure.

Conclusions: This initial analysis shows that excision of an endometrioma does significantly alter the levels of circulating pro-inflammatory cytokines. This leads to an increase in cytokines which can activate a diffuse inflammatory response which could have potential negative implications on ovarian function and egg quantity.

Survey Outcomes

| | All Survey Respondents (N=296) | Open (N=50) | Robotic (N=80) | Laparo-scopic (N=166) | P value |
|---|--------------------------------|-----------------|----------------|-----------------------|----------|
| Time from surgery to survey (years) | 6.5 (1.6-13.4) | 10.1 (2.5-13.4) | 5.4 (2.0-10.8) | 6.4 (1.6-13.0) | <0.0001† |
| Patient Global Impression of Improvement Scale Missing N=3 | | | | | 0.44‡ |
| Very much better | 131 (44.7) | 15 (30.0) | 35 (44.3) | 81 (49.4) | |
| Much better | 92 (31.4) | 19 (38.0) | 23 (29.1) | 50 (30.5) | |
| A little better | 35 (11.9) | 10 (20.0) | 9 (11.4) | 16 (9.8) | |
| No change | 19 (6.5) | 4 (8.0) | 6 (7.6) | 9 (5.5) | |
| A little worse | 5 (1.7) | 1 (2.0) | 3 (3.8) | 1 (0.6) | |
| Much worse | 8 (2.7) | 1 (2.0) | 2 (2.5) | 5 (3.1) | |
| Very much worse | 3 (1.0) | 0 | 1 (1.3) | 2 (1.2) | |
| Looking back, would have surgery again Missing N=5 | 271 (93.1) | 48 (98.0) | 70 (89.7) | 153 (93.3) | 0.20‡ |
| Any surgical complication or problem Missing N=5 | 109 (37.5) | 18 (36.0) | 31 (39.2) | 60 (37.0) | 0.92‡ |
| POP recurrence complication | 25 (8.4) | 4 (8.0) | 8 (10.0) | 13 (7.8) | 0.84‡ |
| Mesh exposure complication | 13 (4.4) | 3 (6.0) | 1 (1.3) | 9 (5.4) | 0.27‡ |
| Evaluated or treated for POP Missing N=4 | 27 (9.2) | 3 (6.3) | 10 (12.5) | 14 (8.5) | 0.44‡ |

(continued)

| | All Survey Respondents (N=296) | Open (N=50) | Robotic (N=80) | Laparoscopic (N=166) | P value |
|--|--------------------------------|-------------|----------------|----------------------|---------|
| POP evaluated or treated by a different provider or hospital Missing N=1 (26/27) | 11 (42.3) | 2 (66.7) | 4 (40.0) | 5 (38.5) | 0.66‡ |
| POP treatments* | | | | | |
| Observation | 12 (44.4) | 2 (66.7) | 4 (40.0) | 6 (42.9) | 0.71‡ |
| Pessary | 3 (11.1) | 0 | 3 (30.0) | 0 | 0.06‡ |
| Surgery | 5 (18.5) | 1 (33.3) | 3 (30.0) | 1 (7.14) | 0.29‡ |
| Evaluated or treated for mesh exposure | 20 (6.9) | 3 (6.0) | 3 (3.9) | 14 (8.6) | 0.38‡ |
| Mesh evaluated or treated by a different provider or hospital Missing N=1 (19/20) | 11 (57.9) | 3 (27.3) | 1 (33.3) | 7 (53.9) | 0.22‡ |
| Mesh treatments* | | | | | |
| Observation | 3 (15.0) | 0 | 2 (66.7) | 1 (7.1) | 0.02‡ |
| Vaginal estrogen | 7 (35.0) | 1 (33.3) | 0 | 6 (42.9) | 0.37‡ |
| Surgery | 12 (60.0) | 3 (100.0) | 1 (33.3) | 8 (57.1) | 0.23‡ |

Data are median (range), or n (%)

*total % may not equal 100 due to multiple treatments or other treatments not listed

†Kruskal-Wallis


‡Pearson chi-square

Conclusions: Objective and subjective long-term prevalence of recurrent POP and mesh-related complications are low following sacrocolpopexy by all routes. Participants who underwent robotic sacrocolpopexy may have a higher prevalence of retreatment for recurrent POP.

Funding: None

Faculty Mentor: Cecile Unger, MD, MPH

An avatar model prospectively guides the therapy of a recalcitrant cancer



Roberto Vargas, MD

Objective: There has been little progress in the use of patient-derived xenografts (PDX) to guide individual therapeutic strategies. Inherent obstacles to their use in clinical care include engraftment time of tumors limiting their applicability to actual patient care, in addition to concerns for tumor fidelity as compared to the human host. A viable model to guide therapy and study tumor evolution in aggressive and highly chemo-resistant tumors, such as clear cell carcinoma, would be invaluable. Our objective was to determine if a 3x1x1 PDX-based model could be used to guide therapy in a concurrent (co-clinical) manner in the setting of stage IV clear cell carcinoma (CCC).

Methods: Under an IRB/IACUC approved protocol, processed tumor was injected into NSG mice. Tumors were allowed to grow until 300 mm³ in size, at which time the mice were then randomized into treatment groups. Mice were randomized to receive therapy with gemcitabine (GEM), cisplatin (CDDP), paclitaxel (TAX), nivolumab (NIVO), and/or neratinib (NER) in a longitudinal manner. Mice receiving nivolumab also received injections of peripheral blood lymphocytes. PDX-tumors were harvested and genomic material extracted for DNA/RNA analysis. Paraffin-embedded samples were obtained for hematoxylin-eosin and immunohistochemistry, to confirm morphologic similarity and Her2 expression.

Results: Tumor engraftment was noted within 10 days. The donor and PDX tumors were subjected to genome-wide gene expression profiling, which demonstrated high transcriptomic concordance (Pearson $r = 0.94$). ERBB2 gene amplification was confirmed in the PDX (copy number estimate of 7.9) which correlated with IHC/FISH of the primary tumor. After engraftment, the PDX sample was passaged into four cohorts that received treatment in parallel. Results confirmed CDDP resistance, and activity of single agent GEM, TAX, and NER. The patient ultimately received GEM/NIVO as primary therapy, thus treatment with this combination was continued in the PDX until resistance developed. Treatment-resistant PDX tumors were then randomized to receive TAX, NER, or both. The combination of TAX/NER demonstrated greater tumor

activity than TAX alone. Neratinib was continued in a maintenance fashion with tumor suppression until discontinued. The patient subsequently progressed and received TAX/NER with a partial response in known tumor sites.

Conclusions: PDX response correlated with patient response in the first and second line settings and predicted development of resistance to first line therapy before it was observed in the clinical setting. Using next generation sequencing technologies Her2/neu amplification was identified and confirmed to be an actionable target with in-vivo activity. Our model highlights truly personalize cancer therapy with the potential to improve patient outcomes in rare and aggressive disease, with co-clinical PDX-based treatment strategies incorporating genomic data.

Funding: None

Faculty Mentor: Mohamed Abazeed, MD, PhD



PGY2 Obstetrics & Gynecology Residents

Poster Presentations

Understanding risk factors and trends in vaginal cuff dehiscence

Faculty Mentor: Chad Michener, MD



Deepanjana Das, MD

Does immediate post-abortion LARC decrease rates of repeat elective abortion?

Faculty Mentor: Mitchell Reider, MD



Sarah Hershman, MD

Association between hemoglobin A1c and Preeclampsia diagnosis in pregestational Type 2 diabetics

Faculty Mentor: Katherine Singh, MD



Emily Holthaus, MD

PCOS and Infertility: Is weight loss being discussed with patients?

Faculty Mentor: Rebecca Flyckt, MD



Christine Hur, MD

Gynecology Oncology physician barriers and perceptions of palliative care and hospice services

Faculty Mentor: Chad Michener, MD




Erica Newlin, MD



PGY3 Obstetrics & Gynecology Residents

Oral Presentations

Predictors of Lynch syndrome and clinical outcomes among universally screened endometrial cancer patients



Caitlin Carr, MD

Objective: To determine the clinicopathologic characteristics associated with a probable diagnosis of Lynch syndrome (LS) among patients undergoing universal LS screening.

Methods: (Study design, participants, outcome measures, and, in the case of a negative study, statistical power): IRB approved single institution prospective analysis. From August 2012 to August 2015, all patients diagnosed with EC underwent screening for LS using immunohistochemistry (IHC) staining for MMR proteins: MLH1, PMS2, MSH2, and MSH6. Tumors with lack of expression of PMS2 or MLH1 were assessed for MLH1 promotor methylation. Tumors were classified as MMR-I (intact expression of MMR proteins), MMR-DM (MMR-deficient due to MLH1 methylation), and MMR-DU (MMR-deficient without MLH1 methylation). Patients with MMR-DU were offered genetic counseling, and germline genetic testing was conducted at a commercial laboratory where appropriate. Clinical and pathologic factors predictive of MMR-DU were evaluated using univariate and multivariate analysis. Overall survival (OS) and progression-free survival (PFS) were assessed using Cox proportional hazards for patients with at least 2 years of follow-up.

Results: Among 723 patients who underwent universal screening, 522 (72.2%) were MMR-I and 168 (23.2%) were MMR-DM. A total of 33 patients (4.6%) had MMR-DU. Of 27 patients who underwent genetic testing, 12 (44.4%) were confirmed to have LS. On multivariate analysis, clinical factors independently associated with MMR-DU included younger age (OR = 0.97, CI 0.92–1.01, $P < 0.0008$) and lower BMI (OR = 0.89, CI 0.84–0.95, $P = 0.0017$). In addition, MMR-DU tumors were more likely to be grade 3 or grade 2 versus grade 1 (OR = 4.67, CI 1.51–14.5; OR = 79.25, CI 18.42–340.98, respectively, $P < 0.0001$), endometrioid histology (OR = 1.51, CI 0.92–2.50, $P = -0.046$), $<50\%$ myometrial invasion (OR = 6.65, CI 1.56–28.3, $P = 0.037$), and <2 cm tumor size (OR = 2.18, CI 0.80–5.89, $P = 0.014$). Family history, menopausal status, race, lymphovascular space invasion, and stage were not predictive of

MMR-DU status. There was no difference in overall survival or progression-free survival based on MMR or LS status ($P = NS$).


Conclusions: Application of clinical and pathologic criteria may help stratify patients at highest risk for LS among those undergoing universal screening. These factors may be used to develop a risk prediction model to guide clinical counseling and genetic testing

Funding: None

Faculty Mentor: Miriam AlHilli, MD

Discussant: Laura Moulton, DO

Effects of myomas and myomectomy on assisted reproductive technology outcomes



Chelsea Fortin, MD

Objective: To determine the effects of fibroids, and their removal, on assisted reproductive technology (ART) outcomes.

Methods: Single institution retrospective cohort study of infertility patients who underwent myomectomy prior to initiation of either in vitro fertilization (IVF) or intrauterine insemination (IUI) between August 2006 and October 2015 ($N=49$). Two separate control groups were established: 1) women with fibroids left in situ during the ART process ($N=76$), and 2) women with no fibroids ($N=103$). Women met inclusion criteria if they were ≤ 45 years old and undergoing ART with at least 18 months of follow-up with attempts to conceive. The study was powered to detect a difference between a 42%, 11%, and 25% live birth rate in the myomectomy, fibroids in situ, and no fibroids groups at $p < 0.05$.

Results: Women in the no fibroids group were significantly younger and more likely to be Caucasian than those in the myomectomy or in situ groups (36.3 years vs. 37.6 years vs. 37.2 years, $p = 0.026$; Caucasian 97.1% vs. 46.8% vs. 76.3%, $p < 0.001$). There were no significant differences in IVF cycle parameters between groups. Fibroids that were either submucosal or intramural


with associated cavity distortion were significantly more likely to be removed. Amongst women undergoing IVF, the cumulative incidence of clinical pregnancy (CP) was significantly higher in the myomectomy group than the in situ or no fibroids groups. Women who underwent pre-IVF myomectomy also achieved CP more quickly. Cumulative LB rates did not differ significantly amongst women undergoing IVF. CP and LB rates per cycle were similar between myomectomy, in situ, and no fibroids groups (CP 49% vs. 37.5% vs. 54.4%, $p=0.21$; LB 41.7% vs. 27.1% vs. 43.9%, $p=0.17$). These outcomes remained similar after adjusting for confounding variables.

Conclusions: IVF outcomes appear to be improved by judicious removal of clinically significant fibroids. Further prospective studies are required to confirm the role of fibroids, and their removal, on ART outcomes before advocating for routine myomectomy amongst women with fibroids undergoing ART.

Funding: None

Faculty Mentor: Tommaso Falcone, MD
Discussant, Emily Nancy, MD

Predicting embryo morphokinetic annotations from time-lapse video using convolutional neural networks



Julian Gingold, MD, PhD

Objective: To identify morphokinetic parameters of developing human embryos with neural networks trained on time-lapse video.

Methods: We performed a retrospective cohort study with IRB approval on 1309 embryos from 113 patients undergoing in vitro fertilization from 2014-2016 at the Cleveland Clinic Fertility Center.

Embryos were imaged from 18-140 hours post-fertilization every 15 minutes using an EmbryoScope® incubator. An embryologist recorded the earliest time an embryo met each developmental milestone, including beginning of

observation (tStart), breakdown of the pronuclei (tPN), appearance of 2 cells (t2), 3 cells (t3), 4 cells (t4), 5 cells (t5), 8 cells (t8), partially compacting embryo (t9+), morula (tM), start of blastulation (tSB), blastulation (tBL), expanded blastocyst (tEB) and hatching blastocyst (tHB). Annotations for frames between transition times were interpolated.

Models were divided as training/validation/test sets with 93/10/10 patients, respectively. A convolutional neural network was trained on the first 70 hours of each embryo to predict the first 6 morphokinetic stages (remaining stages condensed to t4+) using a ResNet architecture. Monotonicity of progression through developmental stages was enforced through a dynamic programming (DP) postprocessing step. Additional models incorporating surrounding video frames (early fusion) or more distant frames (late fusion) as well as time post-fertilization were constructed. Per frame accuracy of predictions, mean absolute error (MAE) and root mean squared error (RMSE) were computed for each model variation.

Results: Video frames were distributed across classes as 10.3%, 5.3%, 19.4%, 4.5%, 19.8%, and 40.7% for tStart through t4+, respectively. A per-frame ResNet model successfully classified frames into the appropriate developmental stage with 82% accuracy. After incorporating a late fusion model including the 14 surrounding frames, we achieved 84% accuracy, which improved to 87% following DP postprocessing (MAE 8.594, RMSE 24.334).

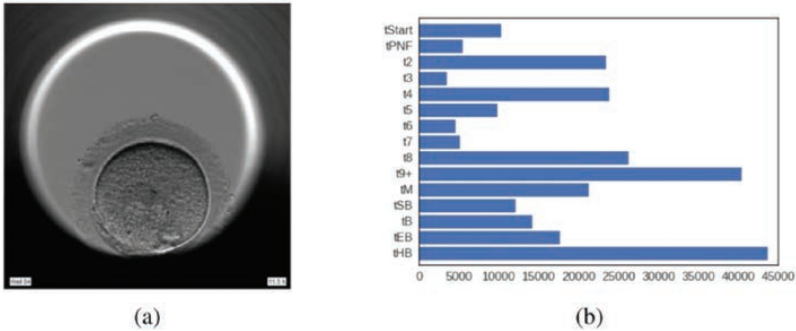


Figure 1. Left (a) sample frame from an EmbryoScope (public image), and right (b) summary statistics on the number of frames assigned to each stage of development in human annotations.

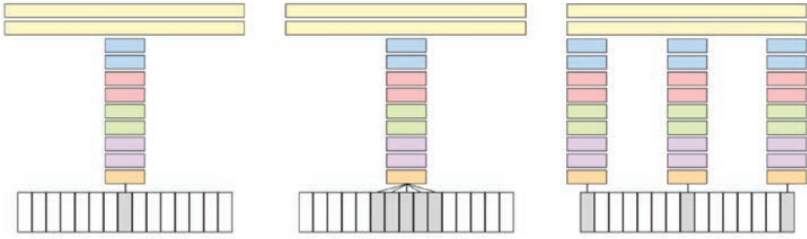


Figure 2. Model architectures: single (left), early-fusion (center), late-fusion (right).

| Model | Frames | Raw Acc. | DP: label likelihood s.t. monotonicity | | | DP: earthmover's distance s.t. monotonicity | | |
|------------------------|--------|---------------|---|--------|--------|--|--------------|---------------|
| | | | Accuracy | MAE | RMSE | Accuracy | MAE | RMSE |
| ResNet50 | 1 | 0.8200 | 0.8460 | 11.225 | 29.650 | 0.8368 | 11.115 | 28.899 |
| Early Fusion | 3 | 0.8237 | 0.8448 | 10.555 | 27.370 | 0.8397 | 10.687 | 27.962 |
| Early Fusion | 9 | 0.8252 | 0.8423 | 10.927 | 29.400 | 0.8362 | 10.808 | 28.375 |
| Early Fusion | 15 | 0.8182 | 0.8456 | 10.935 | 27.719 | 0.8364 | 11.242 | 27.756 |
| Early Fusion + time | 9 | 0.8343 | 0.8430 | 11.152 | 26.231 | 0.8388 | 11.068 | 25.979 |
| Early Fusion + time | 15 | 0.8420 | 0.8446 | 10.761 | 26.849 | 0.8411 | 10.904 | 26.701 |
| Late Fusion | 15 | 0.8479 | 0.8676 | 8.963 | 24.756 | 0.8708 | 8.594 | 24.334 |

Table 1. Quantitative results for various architectures and output decoding schemes

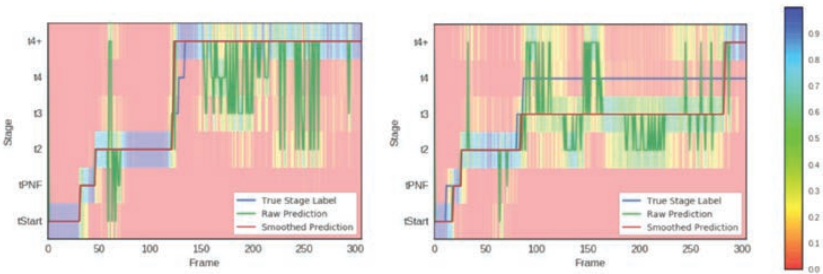


Figure 3. DP decoders smooth predictions. On left, smoothing significantly reduces the error caused by the model's uncertainty in later stages.


Conclusions: Convolutional neural networks can predict morphokinetic annotations of early embryo development directly from time-lapse video with high frame-level accuracy. Future work will refine these models to predict later developmental annotations as well as implantation potential.

Funding: None

Faculty Mentor: Nina Desai, PhD, HCLD

Discussant, Alex Kotlyar, MD

Endometrial fluid profiling as a noninvasive diagnostic approach to endometriosis



Natalia Llarena, MD

Objective: To compare growth factor and cytokine profiles in endometrial secretions of patients with and without endometriosis to determine whether a particular protein profile may be predictive of the disease.

Methods: This study included 58 premenopausal patients undergoing abdominal or laparoscopic gynecologic surgery for benign indications. Prior to surgery, 0.5 mL of endometrial fluid were aspirated with a Wallace catheter. Multiplex immunoassay was used to quantify 7 cytokines and growth factors. During surgery, each patient was staged according to the American Society for Reproductive Medicine staging system for endometriosis. Patients were divided into two groups: no disease or stage 1-2 endometriosis, and stage 3-4 disease. Cytokines and growth factors were evaluated using Student's t-test and 1-way ANOVA for normally distributed continuous data, and the Mann Whitney and Kruskal-Wallis tests for non-normally distributed data. Combinations of cytokines were evaluated using logistic regression analysis.

Results: Endometrial fluid was aspirated from 58 patients. 29 patients had none or stage 1-2 endometriosis, and 14 had stage 3-4 disease. There were no significant differences in demographic factors between groups. All 7 cytokines were detected in endometrial fluid samples. IL-1B was found to be significantly elevated in the endometrial secretions of women with stage 3-4 endometriosis compared to women with none – stage 2 endometriosis (17 + 25.8 pg/mL

versus $2.4 + 6.2$ pg/mL, $p = 0.004$). A receiver operating curve was generated demonstrating an area under the curve of 0.78. Using a threshold value of IL-1B greater than 1.6 pg/mL, the presence of IL-1B in endometrial secretions has a sensitivity of 75% and specificity of 79% for the diagnosis of stage 3-4 endometriosis.


Conclusions: Aspiration of endometrial fluid is a safe and effective approach for evaluating the endometrial profile of women with endometriosis. The presence of IL-1B in endometrial secretions is a predictor of stage 3-4 endometriosis and may have potential as a screening tool for the diagnosis of moderate to severe endometriosis.

Funding: None

Faculty Mentor: Rebeca Flyckt, MD

Discussant, Thanh Ha Luu, MD

Maternal-fetal and diagnostic characteristics of antenatal myelomeningocele: A prenatal and postnatal evaluation



Jessian Munoz, MD, PhD

Objective: In this study we aimed to identify maternal, fetal and diagnostic characteristics associated with pregnancy and pediatric outcomes.

Methods: A retrospective cohort analysis was performed with patients who had presented to the Cleveland Clinic Fetal Care Center between 2005-2017. Infants were followed up at an interdisciplinary myelomeningocele pediatrics clinic.

Results: Our data showed 40% of patients with antenatal diagnosed Myelomeningocele elected for second trimester terminations vs. 60% who chose to continue their pregnancy and deliver either by cesarean section or vaginal delivery. Maternal body mass index was significantly higher in those who continued pregnancies ($p=0.036$). In addition, the fetal diagnostic methods chosen by patients was significantly different. Those who elected to terminate were more likely to pursue amniocentesis instead of MRI characterization of the fetus ($p=0.030$). MRI and Ultrasound varied in

correlation with physical exam at time of birth and surgery.

Conclusions: While no differences were detected in demographics, pregnancy outcomes or pediatric outcomes, it was noted the majority of patients developed neurogenic bladders irrespective of lesion level. In our cohort, pregnancies complicated by MMC did not vary in morbidity and pediatric outcomes remain similar regardless of level of lesion. This data provides additional information for the counseling of patients when faced with this antenatal diagnosis.

Funding: None

Faculty Mentor: Katherine Singh, MD
Discussant, Sarah Steele, MD

Use of prophylactic antibiotic treatment after obstetrical anal sphincter injury: An opportunity for quality improvement



Katherine Woodburn, MD

Objective: To describe the rate of prophylactic antibiotic usage in obstetrical anal sphincter injury in the Cleveland Clinic system and determine risk factors for patients not receiving appropriate antibiotic prophylaxis.

Methods: This is a retrospective chart review of all patients who delivered vaginally within the Cleveland Clinic system between July 2016 and December 2017 with a documented obstetrical anal sphincter injury. Patients were identified by EMR documented 3rd or 4th degree lacerations. Delivery details and patient demographics were analyzed.

Results: 216 patients met inclusion criteria, with 47 (21.8%) receiving a dose of postpartum antibiotics for OASIS. 112 patients (51.9%) received at least 1 dose of antibiotics during labor or in the postpartum period for any reason.

Comparing patients who received OASIS prophylaxis to those who did not, there were no statistical differences between location of delivery, maternal age, gestational age at delivery, maternal BMI, parity, duration of second stage or fetal birth weight. Patients who received OASIS prophylaxis had a higher average estimated blood loss (400 to 350, $p < 0.001$) and a repair more likely

to be done in the delivery room (OR 9.6 (2.4, 38.9) $p < 0.001$). The higher degree the laceration, the greater likelihood patients received OASIS prophylaxis [3C/4th OR 9.2 (3.7,23.3) and 3B OR 4.9 (2.0, 11.9)) $p < 0.001$].

Though not statistically significant, patients undergoing TOLAC (OR 1.5 (0.44,4.9)), a shoulder dystocia (OR 1.7 (0.56,5.2)), or postpartum hemorrhage (OR 1.06 (0.48,2.3)), were more likely to receive OASIS prophylaxis. Patients delivered at night (OR 1.1(0.60,2.2)) or on a holiday (OR 1.2(0.12,11.8)) were also more likely to receive OASIS prophylaxis, but this was not statistically significant. Patients who had an episiotomy (OR 0.93 (0.35, 2.4)) or an operative delivery (OR 0.71 (0.35, 1.5)) were not more likely to receive OASIS prophylaxis. Patients with midwife involvement in delivery were more likely to receive OASIS prophylaxis (OR 2.0 (0.83,4.8)) while resident involvement showed no benefit (OR 0.89 (0.47, 1.7)).

Conclusions: The most recent guidelines by ACOG recommend, with Grade A evidence, the administration of a single dose of antibiotic at the time of repair for OASIS. Our institution is compliant with this recommendation in less than one quarter of the time. Using trends seen in appropriate OASIS prophylaxis over the past 2 years, we may be able to increase our compliance through simple but high yield interventions.

Funding: None

Faculty Mentor: Kenneth Edelman, MD and Ruth Farrell, MD, MA
Discussant, Sarah Steele, MD



2016-2017

Resident and Fellow Publications

Moulton LJ, Jernigan AM, Michener CM. Postoperative Outcomes after Single-port Laparoscopic Removal of Adnexal Masses in Patients Referred to Gynecologic Oncology at a Large Academic Center. *J Minim Invasive Gynecol*. 2017 Nov–Dec;24(7):1136–1144. doi: 10.1016/j.jmig.2017.06.023. Epub 2017 Jun 30. PubMed [citation] PMID: 28673874

Jallad K, Ridgeway B, Paraiso MFR, Gurland B, Unger CA. Long-Term Outcomes After Ventral Rectopexy With Sacrocolpo- or Hysteropexy for the Treatment of Concurrent Rectal and Pelvic Organ Prolapse. *Female Pelvic Med Reconstr Surg*. 2017 Jun 27. doi: 10.1097/SPV.0000000000000444. [Epub ahead of print] PubMed [citation] PMID: 28657998

Hirsch HD, Shih E, Thacker HL. ERAAs for menopause treatment: Welcome the 'designer estrogens'. *Cleve Clin J Med*. 2017 Jun;84(6):463–470. doi: 10.3949/ccjm.84a.15140. Review. PubMed [citation] PMID: 28628428

Moulton L, Jernigan AM, Carr C, Freeman L, Escobar PF, Michener CM. Single-port laparoscopy in gynecologic oncology: seven years of experience at a single institution. *Am J Obstet Gynecol*. 2017 Nov;217(5):610.e1–610.e8. doi: 10.1016/j.ajog.2017.06.008. Epub 2017 Jun 12. PubMed [citation] PMID: 28619688

Steele SE, Hill AJ, Unger CA. Concurrent midurethral sling excision or lysis at the time of repeat sling for treatment of recurrent or persistent stress urinary incontinence. *Int Urogynecol J*. 2017 Jun 3. doi: 10.1007/s00192-017-3385-5. [Epub ahead of print] PubMed [citation] PMID: 28580496

Kim S, Luu TH, Llarena N, Falcone T. Role of robotic surgery in treating fibroids and benign uterine mass. *Best Pract Res Clin Obstet Gynaecol*. 2017 Nov;45:48–59. doi: 10.1016/j.bpobgyn.2017.04.004. Epub 2017 Apr 23. Review. PubMed [citation] de Paula Andres M, Borrelli GM, Kho RM, Abrão MS. The current management of deep endometriosis: a systematic review. *Minerva Ginecol*. 2017 Dec;69(6):587–596. doi: 10.23736/S0026-4784.17.04082-5. Epub 2017 May 25. PubMed [citation] PMID: 28545293

Moulton LJ, Munoz JL, Lachiewicz M, Liu X, Goje O. Surgical site infection after cesarean delivery: incidence and risk factors at a US academic institution. *J Matern Fetal Neonatal Med*. 2017 Jun 8:1–8. doi: 10.1080/14767058.2017.1330882 [Epub ahead of print] PubMed [citation] PMID: 28502188

Valentine LN, Bradley LD. Hysteroscopy for Abnormal Uterine Bleeding and Fibroids. *Clin Obstet Gynecol*. 2017 Jun;60(2):231–244. doi: 10.1097/GRF.000000000000287. PubMed [citation] PMID: 28406809

- Farrell RM, Mabel H, Reider MW, Coleridge M, Yoder Katsuki M. Implications of Ohio's 20-Week Abortion Ban on Prenatal Patients and the Assessment of Fetal Anomalies. *Obstet Gynecol*. 2017 May;129(5):795–799. doi: 10.1097/AOG.0000000000001996. PubMed [citation] PMID: 28383385
- Moulton LJ, Lachiewicz M, Liu X, Goje O. Endomyometritis after cesarean delivery in the era of antibiotic prophylaxis: incidence and risk factors. *J Matern Fetal Neonatal Med*. 2017 Apr 26:1–6. doi: 10.1080/14767058.2017.1312330. [Epub ahead of print] PubMed [citation] PMID: 28347198
- Goje O, Munoz JL. Vulvovaginitis: Find the cause to treat it. *Cleve Clin J Med*. 2017 Mar;84(3):215–224. doi: 10.3949/ccjm.84a.15163. Review. PubMed [citation] PMID: 28322677
- Gueye NA, Mead TJ, Koch CD, Biscotti CV, Falcone T, Apte SS. Versican Proteolysis by ADAMTS Proteases and Its Influence on Sex Steroid Receptor Expression in Uterine Leiomyoma. *J Clin Endocrinol Metab*. 2017 May 1;102(5):1631–1641. doi: 10.1210/jc.2016-3527. PubMed [citation] PMID: 28323982, PMCID: PMC5443325
- Gingold JA, Falcone T. The Retroperitoneal Approach to Endometriosis. *J Minim Invasive Gynecol*. 2017 Sep–Oct;24(6):896. doi: 10.1016/j.jmig.2017.02.019. Epub 2017 Mar 3. PubMed [citation] PMID: 28267589
- Soto E, Luu TH, Liu X, Magrina JF, Wasson MN, Einarsson JI, Cohen SL, Falcone T. Laparoscopy vs. Robotic Surgery for Endometriosis (LAROSE): a multicenter, randomized, controlled trial. *Fertil Steril*. 2017 Apr;107(4):996–1002.e3. doi: 10.1016/j.fertnstert.2016.12.033. Epub 2017 Feb 24. PubMed [citation] PMID: 28238489
- Arian SE, Goodman L, Flyckt RL, Falcone T. Ovarian transposition: a surgical option for fertility preservation. *Fertil Steril*. 2017 Apr;107(4):e15. doi: 10.1016/j.fertnstert.2017.01.010. Epub 2017 Feb 24. PubMed [citation] PMID: 28238491
- Kotlyar A, Gingold J, Shue S, Falcone T. The Effect of Salpingectomy on Ovarian Function. *J Minim Invasive Gynecol*. 2017 May–Jun;24(4):563–578. doi: 10.1016/j.jmig.2017.02.014. Epub 2017 Feb 20. Review. PubMed [citation] PMID: 28223181
- Jallad K, Walters MD. Natural Orifice Transluminal Endoscopic Surgery (NOTES) in Gynecology. *Clin Obstet Gynecol*. 2017 Jun;60(2):324–329. doi: 10.1097/GRF.0000000000000280. PubMed [citation] PMID: 28221179

Flyckt RL, White EE, Goodman LR, Mohr C, Dutta S, Zanotti KM. The Use of Laparoscopy Simulation to Explore Gender Differences in Resident Surgical Confidence. *Obstet Gynecol Int*. 2017;2017:1945801. doi: 10.1155/2017/1945801. Epub 2017 Jan 19. PubMed [citation] PMID: 28203253, PMCID: PMC5288545

Shih E, Hirsch H, Thacker HL. Medical management of urinary incontinence in women. *Cleve Clin J Med*. 2017 Feb;84(2):151–158. doi: 10.3949/ccjm.84a.16054. Review. PubMed [citation] PMID: 28198687

Flyckt R, Kotlyar A, Arian S, Eghtesad B, Falcone T, Tzakis A. Deceased donor uterine transplantation. *Fertil Steril*. 2017 Mar;107(3):e13. doi: 10.1016/j.fertnstert.2016.12.009. Epub 2017 Feb 8. PubMed [citation] PMID: 28189293

Bretschneider CE, Jallad K, Lang PM, Karram MM, Walters MD. Entry into the peritoneal cavity in posthysterectomy prolapse: an educational video. *Int Urogynecol J*. 2017 Aug;28(8):1261–1262. doi: 10.1007/s00192-017-3267-x. Epub 2017 Feb 6. PubMed [citation] PMID: 28168410

Bretschneider CE, Jallad K, Paraiso MFR. Minimally invasive hysterectomy for benign indications: an update. *Minerva Ginecol*. 2017 Jun;69(3):295–303. doi: 10.23736/S0026-4784.17.04017-5. Epub 2017 Feb 8. Review. PubMed [citation] PMID: 28177208

Moulton L, Lachiewicz M, Liu X, Goje O. Catheter-associated urinary tract infection (CAUTI) after term cesarean delivery: incidence and risk factors at a multi-center academic institution. *J Matern Fetal Neonatal Med*. 2018 Feb;31(3):395–400. doi: 10.1080/14767058.2017.1286316. Epub 2017 Feb 14. PubMed [citation] PMID: 28114875

Stanhiser J, Chagin K, Jelovsek JE. A model to predict risk of blood transfusion after gynecologic surgery. *Am J Obstet Gynecol*. 2017 May;216(5):506.e1-506.e14. doi: 10.1016/j.ajog.2017.01.004. Epub 2017 Jan 16. PubMed [citation] PMID: 28104403

Flyckt R, Kim S, Falcone T. Surgical Management of Endometriosis in Patients with Chronic Pelvic Pain. *Semin Reprod Med*. 2017 Jan;35(1):54–64. doi: 10.1055/s-0036-1597306. Epub 2017 Jan 3. Review. PubMed [citation] PMID: 28049215

Davis AC, Goldberg JM. Extrapelvic Endometriosis. *Semin Reprod Med*. 2017 Jan;35(1):98–101. doi: 10.1055/s-0036-1597122. Epub 2016 Dec 19. Review. PubMed [citation] PMID: 27992931

- Arian SE, Flyckt RL, Farrell RM, Falcone T, Tzakis AG. Characterizing women with interest in uterine transplant clinical trials in the United States: who seeks information on this experimental treatment? *Am J Obstet Gynecol*. 2017 Feb;216(2):190–191. doi: 10.1016/j.ajog.2016.11.1028. Epub 2016 Nov 16. No abstract available. PubMed [citation] PMID: 27865979
- Hill AJ, Jallad K, Walters MD. Laparoscopic Burch Colposuspension Using a 3-Trocar System: Tips and Tricks. *J Minim Invasive Gynecol*. 2017 Mar–Apr; 24(3):344. doi: 10.1016/j.jmig.2016.08.816. Epub 2016 Aug 20. PubMed [citation] PMID: 27553183
- Siff LN, Jallad K, Pizarro-Berdichevsky J, Walters MD. Vaginal hysterectomy, vaginal salpingoophorectomy and uterosacral ligament colpopexy: a view from above (in English and Spanish). *Int Urogynecol J*. 2017 Jan;28(1):151–153. doi: 10.1007/s00192-016-3102-9. Epub 2016 Aug 8. PubMed [citation] PMID: 27503088
- Espallat-Rijo L, Siff L, Alas AN, Chadi SA, Zimberg S, Vaish S, Davila GW, Barber M, Hurtado EA. Intraoperative Cystoscopic Evaluation of Ureteral Patency: A Randomized Controlled Trial. *Obstet Gynecol*. 2016 Dec;128(6):1378–1383. PubMed [citation] PMID: 27824741
- Starbuck KD, Drake RD, Budd GT, Rose PG. Treatment of Advanced Malignant Uterine Perivascular Epithelioid Cell Tumor with mTOR Inhibitors: Single-institution Experience and Review of the Literature. *Anticancer Res*. 2016 Nov;36(11):6161–6164. Review. PubMed [citation] PMID: 27793946
- Goodman LR, Goldberg JM, Flyckt RL, Gupta M, Harwalker J, Falcone T. Effect of surgery on ovarian reserve in women with endometriomas, endometriosis and controls. *Am J Obstet Gynecol*. 2016 Nov;215(5):589.e1-589.e6. doi: 10.1016/j.ajog.2016.05.029. PubMed [citation] PMID: 27242204
- Unger CA, Hickman LC, Mitchell-Handley B, Barber MD, Ridgeway B. The Incidence of Perioperative Adverse Events in the Very Elderly Undergoing Urogynecologic Surgery. *Female Pelvic Med Reconstr Surg*. 2016 Nov/ Dec;22(6):425–429. PubMed [citation] PMID: 27465817
- Mahdi H, Han X, Abdul-Karim F, Vargas R. Racial disparity in survival of patients with uterine serous carcinoma: Changes in clinical characteristics, patterns of care and outcomes over time from 1988 to 2011. *Gynecol Oncol*. 2016 Nov;143(2):334–345. doi: 10.1016/j.ygyno.2016.03.002. PubMed [citation] PMID: 26948694

- Mahdi H, Aljebori Q, Lockart D, Moulton L. Risk of Venous Thromboembolism After Laparoscopic Surgery for Gynecologic Malignancy. *J Minim Invasive Gynecol*. 2016 Nov–Dec;23(7):1057–1062. doi: 10.1016/j.jmig.2016.06.011. PubMed [citation] PMID: 27353413
- Gingold JA, Falcone T. Retroperitoneal anatomy during excision of pelvic side wall endometriosis. *J Endometr Pelvic Pain Disord*. 2016 Apr–Jun;8(2):62–66. PubMed [citation] PMID: 27642583, PMCID: PMC5023072
- Unger CA, Lachiewicz MP, Ridgeway B. Risk factors for robotic gynecologic procedures requiring conversion to other surgical procedures. *Int J Gynaecol Obstet*. 2016 Dec;135(3):299–303. doi: 10.1016/j.ijgo.2016.06.016. PubMed [citation] PMID: 27591050
- Desai N, Ploskonka S, Goodman L, Attaran M, Goldberg JM, Austin C, Falcone T. Delayed blastulation, multinucleation, and expansion grade are independently associated with live-birth rates in frozen blastocyst transfer cycles. *Fertil Steril*. 2016 Nov;106(6):1370–1378. doi: 10.1016/j.fertnstert.2016.07.1095. PubMed [citation] PMID: 27565255
- Bradley LD, Gueye NA. Leiomyoma therapeutic options: is it now prime time for stratified medicine? *Fertil Steril*. 2016 Oct;106(5):1045–1046. doi: 10.1016/j.fertnstert.2016.06.036. No abstract available. PubMed [citation] PMID: 27430203
- Hickman LC, Valentine LN, Falcone T. Preservation of gonadal function in women undergoing chemotherapy: a review of the potential role for gonadotropin-releasing hormone agonists. *Am J Obstet Gynecol*. 2016 Oct;215(4):415–22. doi: 10.1016/j.ajog.2016.06.053. Review. PubMed [citation] PMID: 27422055
- Jallad K, Siff L, Thomas T, Paraiso MF. Salpingo-Oophorectomy by Transvaginal Natural Orifice Transluminal Endoscopic Surgery. *Obstet Gynecol*. 2016 Aug;128(2):293–6. doi: 10.1097/AOG.0000000000001513. PubMed [citation] PMID: 27400007
- Mahdi H, Moulton L, Nutter B, Cherian S, Rose P. The Impact of Combined Radiation and Chemotherapy on Outcome in Uterine Clear Cell Carcinoma Compared with Chemotherapy Alone. *Clin Oncol (R Coll Radiol)*. 2016 Dec;28(12):776–782. doi: 10.1016/j.clon.2016.06.009. PubMed [citation] PMID: 27339402

Rose PG, Mahdi H, Jernigan A, Yang B. Activity of Bevacizumab in Patients With Low-Grade Serous Ovarian Carcinoma. *Int J Gynecol Cancer*. 2016 Jul;26(6):1048–52. doi: 10.1097/IGC.0000000000000742. PubMed [citation] PMID: 27258727

Hill AJ, Siff L, Vasavada SP, Paraiso MF. Surgical excision of urethral prolapse. *Int Urogynecol J*. 2016 Oct;27(10):1601–3. doi: 10.1007/s00192-016-3021-9. PubMed [citation] PMID: 27139717

Siff LN, Jelovsek JE, Barber MD. The effect of major depression on quality of life after surgery for stress urinary incontinence: a secondary analysis of the Trial of Midurethral Slings. *Am J Obstet Gynecol*. 2016 Oct;215(4):455.e1–9. doi: 10.1016/j.ajog.2016.04.039. PubMed [citation] PMID: 27133008

Jallad K, Steele SE, Barber MD. Breakdown of Perineal Laceration Repair After Vaginal Delivery: A Case-Control Study. *Female Pelvic Med Reconstr Surg*. 2016 Jul–Aug;22(4):276–9. doi: 10.1097/SPV.0000000000000274. PubMed [citation] PMID: 27054788

Munoz JL, Goje OJ. Mycoplasma genitalium: An Emerging Sexually Transmitted Infection. *Scientifica* (Cairo). 2016;2016:7537318. doi: 10.1155/2016/7537318. Review. PubMed [citation] PMID: 27034904, PMCID: PMC4789526

Jallad K, Barber MD, Ridgeway B, Paraiso MF, Unger CA. The effect of surgical start time in patients undergoing minimally invasive sacrocolpopexy. *Int Urogynecol J*. 2016 Oct;27(10):1535–9. doi: 10.1007/s00192-016-2994-8. PubMed [citation] PMID: 27026142

Siff LN, Unger CA, Jelovsek JE, Paraiso MF, Ridgeway BM, Barber MD. Assessing ureteral patency using 10% dextrose cystoscopy fluid: evaluation of urinary tract infection rates. *Am J Obstet Gynecol*. 2016 Jul;215(1):74.e1–6. doi: 10.1016/j.ajog.2016.02.006. PubMed [citation] PMID: 26875949

Gingold JA, Zafman K, Rodriguez-Purata J, Whitehouse MC, Lee JA, Sandler B, Copperman AB. Do elevated TSH levels predict early pregnancy loss in ART patients? *Gynecol Endocrinol*. 2016 Dec;32(12):973–976. PubMed [citation] PMID: 27426225, PMCID: PMC5145795

Jallad K. Urogynecology digest : Presented by Karl Jallad. *Int Urogynecol J*. 2016 Sep;27(9):1441–2. doi: 10.1007/s00192-016-3028-2. No abstract available. PubMed [citation] PMID: 27142031

WHI Staff Publications 2016–2017

Devarakonda MV, Mehta N, Tsou CH, Liang JJ, Nowacki AS, Jelovsek JE. Automated problem list generation and physicians perspective from a pilot study. *Int J Med Inform.* 2017 Sep;105:121–129. doi: 10.1016/j.ijmedinf.2017.05.015. Epub 2017 Jun 4. PubMed [citation] PMID: 28750905

Moulton LJ, Jernigan AM, Michener CM. Postoperative Outcomes after Single-port Laparoscopic Removal of Adnexal Masses in Patients Referred to Gynecologic Oncology at a Large Academic Center. *J Minim Invasive Gynecol.* 2017 Nov–Dec;24(7):1136–1144. doi: 10.1016/j.jmig.2017.06.023. Epub 2017 Jun 30. PubMed [citation] PMID: 28673874

Beran B, Shockley M, Arnolds K, Sprague ML, Zimberg S, Tzakis A, Falcone T. Anatomy of the Internal Iliac Vein: Implications for Uterine Transplant. *J Minim Invasive Gynecol.* 2017 Jun 29. pii: S1553-4650(17)30381-3. doi: 10.1016/j.jmig.2017.06.022. [Epub ahead of print] PubMed [citation] PMID: 28669893

Vleugels M, Cheng RF, Goldstein J, Bangerter K, Connor V. Algorithm of Transvaginal Ultrasound and/or Hysterosalpingogram for Confirmation Testing at 3 Months after Essure Placement. *J Minim Invasive Gynecol.* 2017 Nov–Dec;24(7):1128–1135. doi: 10.1016/j.jmig.2017.06.021. Epub 2017 Jun 29. PubMed [citation] PMID: 28669895

Jallad K, Ridgeway B, Paraiso MFR, Gurland B, Unger CA. Long-Term Outcomes After Ventral Rectopexy With Sacrocolpo- or Hysteropexy for the Treatment of Concurrent Rectal and Pelvic Organ Prolapse. *Female Pelvic Med Reconstr Surg.* 2017 Jun 27. doi: 10.1097/SPV.0000000000000444. [Epub ahead of print] PubMed [citation] PMID: 28657998

Hirsch HD, Shih E, Thacker HL. ERAAs for menopause treatment: Welcome the 'designer estrogens'. *Cleve Clin J Med.* 2017 Jun;84(6):463–470. doi: 10.3949/ccjm.84a.15140. Review. PubMed [citation] PMID: 28628428

Moulton L, Jernigan AM, Carr C, Freeman L, Escobar PF, Michener CM. Single-port laparoscopy in gynecologic oncology: seven years of experience at a single institution. *Am J Obstet Gynecol.* 2017 Nov;217(5):610.e1-610.e8. doi: 10.1016/j.ajog.2017.06.008. Epub 2017 Jun 12. PubMed [citation] PMID: 28619688

- Shockley ME, Beran B, Nutting H, Arnolds K, Sprague ML, Zimberg S. Sterility of Selected Operative Sites During Total Laparoscopic Hysterectomy. *J Minim Invasive Gynecol*. 2017 Sep–Oct;24(6):990–997. doi: 10.1016/j.jmig.2017.06.004. Epub 2017 Jun 10. PubMed [citation] PMID: 28611000
- Laskow B, Figueroa R, Alfaro KM, Scarinci IC, Conlisk E, Maza M, Chang JC, Cremer M. A pilot study of community-based self-sampling for HPV testing among non-attenders of cervical cancer screening programs in El Salvador. *Int J Gynaecol Obstet*. 2017 Aug;138(2):194–200. doi: 10.1002/ijgo.12204. Epub 2017 Jun 7. PubMed [citation] PMID: 28589548
- Steele SE, Hill AJ, Unger CA. Concurrent midurethral sling excision or lysis at the time of repeat sling for treatment of recurrent or persistent stress urinary incontinence. *Int Urogynecol J*. 2017 Jun 3. doi: 10.1007/s00192-017-3385-5. [Epub ahead of print] PubMed [citation] PMID: 28580496
- Kim S, Luu TH, Llarena N, Falcone T. Role of robotic surgery in treating fibroids and benign uterine mass. *Best Pract Res Clin Obstet Gynaecol*. 2017 Nov;45:48–59. doi: 10.1016/j.bpobgyn.2017.04.004. Epub 2017 Apr 23. Review. PubMed [citation] de Paula Andres M, Borrelli GM, Kho RM, Abrão MS. The current management of deep endometriosis: a systematic review. *Minerva Ginecol*. 2017 Dec;69(6):587–596. doi: 10.23736/S0026-4784.17.04082-5. Epub 2017 May 25. PubMed [citation] PMID: 28545293
- Wohlrab K, Jelovsek JE, Myers D. Incorporating simulation into gynecologic surgical training. *Am J Obstet Gynecol*. 2017 Nov;217(5):522–526. doi: 10.1016/j.ajog.2017.05.017. Epub 2017 May 13. Review. PubMed [citation] PMID: 28511894
- Richter HE, Amundsen CL, Erickson SW, Jelovsek JE, Komesu Y, Chermansky C, Harvie HS, Albo M, Myers D, Gregory WT, Wallace D; NICHD Pelvic Floor Disorders Network.. Characteristics Associated with Treatment Response and Satisfaction in Women Undergoing OnabotulinumtoxinA and Sacral Neuromodulation for Refractory Urgency Urinary Incontinence. *J Urol*. 2017 Oct;198(4):890–896. doi: 10.1016/j.juro.2017.04.103. Epub 2017 May 10. PubMed [citation] PMID: 28501541, PMCID: PMC5599339
- Moulton LJ, Munoz JL, Lachiewicz M, Liu X, Goje O. Surgical site infection after cesarean delivery: incidence and risk factors at a US academic institution. *J Matern Fetal Neonatal Med*. 2017 Jun 8:1–8. doi: 10.1080/14767058.2017.1330882. [Epub ahead of print] PubMed [citation] PMID: 28502188

Rose PG, Radeva M, Michener CM, Link N, Abdul-Karim F. Efficacy of Pegylated Liposomal Doxorubicin in Low-Grade Serous Ovarian Carcinoma. *Int J Gynecol Cancer*. 2017 Jun;27(5):907–911. doi: 10.1097/IGC.0000000000000977. PubMed [citation] PMID: 28498259

Beran BD, Pereira LF, Zimberg S, Falcone T. Primary Amenorrhea and Endometriosis Secondary to an Unusual Müllerian Anomaly. *J Minim Invasive Gynecol*. 2017 Apr 28. pii: S1553-4650(17)30267-4. doi: 10.1016/j.jmig.2017.04.011. [Epub ahead of print] No abstract available. PubMed [citation] PMID: 28461177

Walters MD. Foreword. *Clin Obstet Gynecol*. 2017 Jun;60(2):221–222. doi: 10.1097/GRF.0000000000000289. No abstract available. PubMed [citation] PMID: 28426503

Valentine LN, Bradley LD. Hysteroscopy for Abnormal Uterine Bleeding and Fibroids. *Clin Obstet Gynecol*. 2017 Jun;60(2):231–244. doi: 10.1097/GRF.0000000000000287. PubMed [citation] PMID: 28406809

Walters MD. New Developments in Minimally Invasive Surgery. *Clin Obstet Gynecol*. 2017 Apr 12. doi: 10.1097/GRF.0000000000000289. [Epub ahead of print] No abstract available. PubMed [citation] PMID: 28406811

Allyse M, Aypar U, Bonhomme N, Darilek S, Dougherty M, Farrell R, Grody W, Highsmith WE, Michie M, Nunes M, Otto L, Pabst R, Palomaki G, Runke C, Sharp RR, Skotko B, Stoll K, Wick M. Offering Prenatal Screening in the Age of Genomic Medicine: A Practical Guide. *J Womens Health (Larchmt)*. 2017 Jul;26(7):755–761. doi: 10.1089/jwh.2016.6098. Epub 2017 Apr 7. PubMed [citation] PMID: 28388340

Farrell RM, Mabel H, Reider MW, Coleridge M, Yoder Katsuki M. Implications of Ohio's 20-Week Abortion Ban on Prenatal Patients and the Assessment of Fetal Anomalies. *Obstet Gynecol*. 2017 May;129(5):795–799. doi: 10.1097/AOG.0000000000001996. PubMed [citation] PMID: 28383385

Moulton LJ, Lachiewicz M, Liu X, Goje O. Endomyometritis after cesarean delivery in the era of antibiotic prophylaxis: incidence and risk factors. *J Matern Fetal Neonatal Med*. 2017 Apr 26:1–6. doi: 10.1080/14767058.2017.1312330. [Epub ahead of print] PubMed [citation] PMID: 28347198

Cremer M, Paul P, Bergman K, Haas M, Maza M, Zevallos A, Ossandon M, Garai JD, Winkler JL. A Non-Gas-Based Cryotherapy System for the Treatment of Cervical Intraepithelial Neoplasia: A Mixed-Methods Approach for Initial Development and Testing. *Glob Health Sci Pract*. 2017 Mar 28;5(1):57–64. doi: 10.9745/GHSP-D-16-00270. Print 2017 Mar 24. PubMed [citation] PMID: 28351879, PMCID: PMC5478229

Goje O, Munoz JL. Vulvovaginitis: Find the cause to treat it. *Cleve Clin J Med*. 2017 Mar;84(3):215–224. doi: 10.3949/ccjm.84a.15163. Review. PubMed [citation] PMID: 28322677

Gueye NA, Mead TJ, Koch CD, Biscotti CV, Falcone T, Apte SS. Versican Proteolysis by ADAMTS Proteases and Its Influence on Sex Steroid Receptor Expression in Uterine Leiomyoma. *J Clin Endocrinol Metab*. 2017 May 1;102(5):1631–1641. doi: 10.1210/jc.2016-3527. PubMed [citation] PMID: 28323982, PMCID: PMC5443325

Kho RM, Abrão MS. In Search for the Best Minimally Invasive Hysterectomy Approach for the Large Uterus: A Review. *Clin Obstet Gynecol*. 2017 Jun;60(2):286–295. doi: 10.1097/GRF.0000000000000285. PubMed [citation] PMID: 28319474

Shockley M, Arnolds K, Beran B, Rivas K, Escobar P, Tzakis A, Falcone T, Sprague ML, Zimberg S. Uterine viability in the baboon after ligation of uterine vasculature: a pilot study to assess alternative perfusion and venous return for uterine transplantation. *Fertil Steril*. 2017 Apr;107(4):1078–1082. doi: 10.1016/j.fertnstert.2017.01.014. Epub 2017 Mar 7. PubMed [citation] PMID: 28283262

Devakumar H, Chandrasekaran N, Alas A, Martin L, Davila GW, Hurtado E. Transvaginal Repair of Complex Rectovaginal Fistulas Using the Porcine Urinary Bladder Matrix as an Augmenting Graft. *Female Pelvic Med Reconstr Surg*. 2017 May/Jun;23(3):e25–e28. doi: 10.1097/SPV.0000000000000410. PubMed [citation] PMID: 28277472

Gingold JA, Falcone T. The Retroperitoneal Approach to Endometriosis. *J Minim Invasive Gynecol*. 2017 Sep–Oct;24(6):896. doi: 10.1016/j.jmig.2017.02.019. Epub 2017 Mar 3. PubMed [citation] PMID: 28267589

Walters MD, Ridgeway BM. Increasing Utilization of Minimally Invasive Hysterectomy. *Clin Obstet Gynecol*. 2017 Jun;60(2):273–285. doi: 10.1097/GRF.0000000000000283. PubMed [citation] PMID: 28263200

Soto E, Luu TH, Liu X, Magrina JF, Wasson MN, Einarsson JI, Cohen SL, Falcone T. Laparoscopy vs. Robotic Surgery for Endometriosis (LAROSE): a multicenter, randomized, controlled trial. *Fertil Steril*. 2017 Apr;107(4):996–1002.e3. doi: 10.1016/j.fertnstert.2016.12.033. Epub 2017 Feb 24. PubMed [citation] PMID: 28238489

Arian SE, Goodman L, Flyckt RL, Falcone T. Ovarian transposition: a surgical option for fertility preservation. *Fertil Steril*. 2017 Apr;107(4):e15. doi: 10.1016/j.fertnstert.2017.01.010. Epub 2017 Feb 24. PubMed [citation] PMID: 28238491

Kotlyar A, Gingold J, Shue S, Falcone T. The Effect of Salpingectomy on Ovarian Function. *J Minim Invasive Gynecol*. 2017 May–Jun;24(4):563–578. doi: 10.1016/j.jmig.2017.02.014. Epub 2017 Feb 20. Review. PubMed [citation] PMID: 28223181

Jallad K, Walters MD. Natural Orifice Transluminal Endoscopic Surgery (NOTES) in Gynecology. *Clin Obstet Gynecol*. 2017 Jun;60(2):324–329. doi: 10.1097/GRF.0000000000000280. PubMed [citation] PMID: 28221179

Ricci S, Stone RL, Fader AN. Uterine leiomyosarcoma: Epidemiology, contemporary treatment strategies and the impact of uterine morcellation. *Gynecol Oncol*. 2017 Apr;145(1):208–216. doi: 10.1016/j.ygyno.2017.02.019. Epub 2017 Feb 13. Review. PubMed [citation] PMID: 28209496

Flyckt RL, White EE, Goodman LR, Mohr C, Dutta S, Zanotti KM. The Use of Laparoscopy Simulation to Explore Gender Differences in Resident Surgical Confidence. *Obstet Gynecol Int*. 2017;2017:1945801. doi: 10.1155/2017/1945801. Epub 2017 Jan 19. PubMed [citation] PMID: 28203253, PMCID: PMC5288545

Shih E, Hirsch H, Thacker HL. Medical management of urinary incontinence in women. *Cleve Clin J Med*. 2017 Feb;84(2):151–158. doi: 10.3949/ccjm.84a.16054. Review. PubMed [citation] PMID: 28198687

Flyckt R, Kotlyar A, Arian S, Egtesad B, Falcone T, Tzakis A. Deceased donor uterine transplantation. *Fertil Steril*. 2017 Mar;107(3):e13. doi: 10.1016/j.fertnstert.2016.12.009. Epub 2017 Feb 8. PubMed [citation] PMID: 28189293

Rose PG, Ali S, Moslemi-Kebria M, Simpkins F. Paclitaxel, Carboplatin, and Bevacizumab in Advanced and Recurrent Endometrial Carcinoma. *Int J Gynecol Cancer*. 2017 Mar;27(3):452–458. doi: 10.1097/IGC.0000000000000891. PubMed [citation] PMID: 28187088

- Bretschneider CE, Jallad K, Lang PM, Karram MM, Walters MD. Entry into the peritoneal cavity in posthysterectomy prolapse: an educational video. *Int Urogynecol J*. 2017 Aug;28(8):1261–1262. doi: 10.1007/s00192-017-3267-x. Epub 2017 Feb 6. PubMed [citation] PMID: 28168410
- Bretschneider CE, Jallad K, Paraiso MFR. Minimally invasive hysterectomy for benign indications: an update. *Minerva Ginecol*. 2017 Jun;69(3):295–303. doi: 10.23736/S0026-4784.17.04017-5. Epub 2017 Feb 8. Review. PubMed [citation] PMID: 28177208
- Shockley ME, Salcedo G, Salgueiro JM, Zimberg SE, Escobar PF. Seeding by Benign Disease: Mature Cystic Teratoma Recurs at Laparoscopic Port Site. *J Minim Invasive Gynecol*. 2017 Nov–Dec;24(7):1063–1064. doi: 10.1016/j.jmig.2017.01.014. Epub 2017 Jan 29. No abstract available. PubMed [citation] PMID: 28143723
- Flyckt R, Coyne K, Falcone T. Minimally Invasive Myomectomy. *Clin Obstet Gynecol*. 2017 Jun;60(2):252–272. doi: 10.1097/GRF.0000000000000275. PubMed [citation] PMID: 28121646
- Moulton L, Lachiewicz M, Liu X, Goje O. Catheter-associated urinary tract infection (CAUTI) after term cesarean delivery: incidence and risk factors at a multi-center academic institution. *J Matern Fetal Neonatal Med*. 2018 Feb;31(3):395–400. doi: 10.1080/14767058.2017.1286316. Epub 2017 Feb 14. PubMed [citation] PMID: 28114875
- Stanhiser J, Chagin K, Jelovsek JE. A model to predict risk of blood transfusion after gynecologic surgery. *Am J Obstet Gynecol*. 2017 May;216(5):506.e1-506.e14. doi: 10.1016/j.ajog.2017.01.004. Epub 2017 Jan 16. PubMed [citation] PMID: 28104403
- von Gruenigen VE, Huang HQ, Beumer JH, Lankes HA, Tew W, Herzog T, Hurria A, Mannel RS, Rizack T, Landrum LM, Rose PG, Salani R, Bradley WH, Rutherford TJ, Higgins RV, Secord AA, Fleming G. Chemotherapy completion in elderly women with ovarian, primary peritoneal or fallopian tube cancer—An NRG oncology/Gynecologic Oncology Group study. *Gynecol Oncol*. 2017 Mar;144(3):459–467. doi: 10.1016/j.ygyno.2016.11.033. Epub 2017 Jan 13. PubMed [citation] PMID: 28089376, PMCID: PMC5570471

Richter HE, Moalli P, Amundsen CL, Malykhina AP, Wallace D, Rogers R, Myers D, Paraiso M, Albo M, Shi H, Nolen T, Meikle S, Word RA; Pelvic Floor Disorders Network.. Urinary Biomarkers in Women with Refractory Urgency Urinary Incontinence Randomized to Sacral Neuromodulation versus OnabotulinumtoxinA Compared to Controls. *J Urol*. 2017 Jun;197(6):1487–1495. doi: 10.1016/j.juro.2017.01.037. Epub 2017 Jan 13. PubMed [citation] PMID: 28089729, PMCID: PMC5433900

Hamilton BK, Goje O, Savani BN, Majhail NS, Stratton P. Clinical management of genital chronic GvHD. *Bone Marrow Transplant*. 2017 Jun;52(6):803–810. doi: 10.1038/bmt.2016.315. Epub 2017 Jan 9. Review. PubMed [citation] PMID: 28067883

Beran BD, Shockley M, Arnolds K, Escobar P, Zimberg S, Sprague ML. Laser Angiography with Indocyanine Green to Assess Vaginal Cuff Perfusion during Total Laparoscopic Hysterectomy: A Pilot Study. *J Minim Invasive Gynecol*. 2017 Mar–Apr;24(3):432–437. doi: 10.1016/j.jmig.2016.12.021. Epub 2017 Jan 4. PubMed [citation] PMID: 28063908

Butler K, Yi J, Wasson M, Klauschie J, Ryan D, Hentz J, Cornella J, Magtibay P, Kho R. Randomized controlled trial of postoperative belladonna and opium rectal suppositories in vaginal surgery. *Am J Obstet Gynecol*. 2017 May;216(5):491.e1–491.e6. doi: 10.1016/j.ajog.2016.12.032. Epub 2016 Dec 28. PubMed [citation] PMID: 28040448

Flyckt R, Kim S, Falcone T. Surgical Management of Endometriosis in Patients with Chronic Pelvic Pain. *Semin Reprod Med*. 2017 Jan;35(1):54–64. doi: 10.1055/s-0036-1597306. Epub 2017 Jan 3. Review. PubMed [citation] PMID: 28049215

Borrelli GM, de Mattos LA, Andres MP, Gonçalves MO, Kho RM, Abrão MS. Role of Imaging Tools for the Diagnosis of Borderline Ovarian Tumors: A Systematic Review and Meta-Analysis. *J Minim Invasive Gynecol*. 2017 Mar–Apr;24(3):353–363. doi: 10.1016/j.jmig.2016.12.012. Epub 2016 Dec 24. Review. PubMed [citation] PMID: 28027973

Kho RM. Fallopian Tubes Take Center Stage with the Ovary. *J Minim Invasive Gynecol*. 2017 Feb;24(2):181. doi: 10.1016/j.jmig.2016.12.019. Epub 2016 Dec 24. No abstract available. PubMed [citation] PMID: 28027974

Hegde A, Nogueiras M, Aguilar VC, Davila GW. Dynamic assessment of sling function on transperineal ultrasound: does it correlate with outcomes 1 year following surgery? *Int Urogynecol J*. 2017 Jun;28(6):857–864. doi: 10.1007/s00192-016-3234-y. Epub 2016 Dec 26. PubMed [citation] PMID: 28025681

- Davis AC, Goldberg JM. Extrapelvic Endometriosis. *Semin Reprod Med.* 2017 Jan;35(1):98–101. doi: 10.1055/s-0036-1597122. Epub 2016 Dec 19. Review. PubMed [citation] PMID: 27992931
- Kho RM, Wechter ME. Operative Outcomes of Opportunistic Bilateral Salpingectomy at the Time of Benign Hysterectomy in Low-Risk Premenopausal Women: A Systematic Review. *J Minim Invasive Gynecol.* 2017 Feb;24(2):218–229. doi: 10.1016/j.jmig.2016.12.004. Epub 2016 Dec 14. Review. PubMed [citation] PMID: 27988392
- Falcone T. Clinical Management of Endometriosis. *Semin Reprod Med.* 2017 Jan;35(1):3–4. doi: 10.1055/s-0036-1597128. Epub 2016 Dec 12. No abstract available. PubMed [citation] PMID: 27951612
- Abrão MS, Borrelli GM, Clarizia R, Kho RM, Ceccaroni M. Strategies for Management of Colorectal Endometriosis. *Semin Reprod Med.* 2017 Jan;35(1):65–71. doi: 10.1055/s-0036-1597307. Epub 2016 Dec 12. Review. PubMed [citation] PMID: 27951613
- López de la Torre MA, Abrao HM, Fernandes LF, Kho RM, Abrao MS. Ten Principles for Safe Surgical Treatment of Ovarian Endometriosis. *J Minim Invasive Gynecol.* 2017 Feb;24(2):203–204. doi: 10.1016/j.jmig.2016.11.009. Epub 2016 Dec 5. PubMed [citation] PMID: 27932268
- Nothnick WB, Falcone T, Joshi N, Fazleabas AT, Graham A. Serum miR-451a Levels Are Significantly Elevated in Women With Endometriosis and Recapitulated in Baboons (*Papio anubis*) With Experimentally-Induced Disease. *Reprod Sci.* 2017 Aug;24(8):1195–1202. doi: 10.1177/1933719116681519. Epub 2016 Dec 5. PubMed [citation] PMID: 27920341
- Cremer M, Maza M, Alfaro K, Morales Velado M, Felix J, Castle PE, Kim J, Gage JC. Scale-Up of an Human Papillomavirus Testing Implementation Program in El Salvador. *J Low Genit Tract Dis.* 2017 Jan;21(1):26–32. doi: 10.1097/LGT.0000000000000280. PubMed [citation] PMID: 27922905, PMCID: PMC5201413
- Markland AD, Jelovsek JE, Rahn DD, Wang L, Merrin L, Tuteja A, Richter HE, Meikle S; Pelvic Floor Disorders Network.. Irritable Bowel Syndrome and Quality of Life in Women With Fecal Incontinence. *Female Pelvic Med Reconstr Surg.* 2017 May/Jun;23(3):179–183. doi: 10.1097/SPV.0000000000000358. PubMed [citation] PMID: 27918339, PMCID: PMC5404998

Chughtai B, Barber MD, Mao J, Forde JC, Normand ST, Sedrakyan A. Association Between the Amount of Vaginal Mesh Used With Mesh Erosions and Repeated Surgery After Repairing Pelvic Organ Prolapse and Stress Urinary Incontinence. *JAMA Surg.* 2017 Mar 1;152(3):257–263. doi: 10.1001/jamasurg.2016.4200. PubMed [citation] PMID: 27902825

Devakumar H, Chandrasekaran N, Alas A, Martin L, Davila GW, Hurtado E. Resolution of Rectal Prolapse by Vaginal Reconstruction. *Female Pelvic Med Reconstr Surg.* 2017 Jan/Feb;23(1):e4–e7. PubMed [citation] PMID: 27898453

Lambertini M, Falcone T, Unger JM, Phillips KA, Del Mastro L, Moore HC. Debated Role of Ovarian Protection With Gonadotropin-Releasing Hormone Agonists During Chemotherapy for Preservation of Ovarian Function and Fertility in Women With Cancer. *J Clin Oncol.* 2017 Mar;35(7):804–805. doi: 10.1200/JCO.2016.69.2582. Epub 2016 Nov 28. No abstract available. PubMed [citation] PMID: 27893335

Arian SE, Flyckt RL, Farrell RM, Falcone T, Tzakis AG. Characterizing women with interest in uterine transplant clinical trials in the United States: who seeks information on this experimental treatment? *Am J Obstet Gynecol.* 2017 Feb;216(2):190–191. doi: 10.1016/j.ajog.2016.11.1028. Epub 2016 Nov 16. No abstract available. PubMed [citation] PMID: 27865979

Gutman RE, Rardin CR, Sokol ER, Matthews C, Park AJ, Iglesia CB, Geoffrion R, Sokol AI, Karram M, Cundiff GW, Blomquist JL, Barber MD. Vaginal and laparoscopic mesh hysteropexy for uterovaginal prolapse: a parallel cohort study. *Am J Obstet Gynecol.* 2017 Jan;216(1):38.e1–38.e11. doi: 10.1016/j.ajog.2016.08.035. Epub 2016 Sep 3. PubMed [citation] PMID: 27596620

Abdalmageed OS, Bedaiwy MA, Falcone T. Nerve Injuries in Gynecologic Laparoscopy. *J Minim Invasive Gynecol.* 2017 Jan 1;24(1):16–27. doi: 10.1016/j.jmig.2016.09.004. Epub 2016 Sep 14. Review. PubMed [citation] PMID: 27639546

Tieu AL, Hegde A, Castillo PA, Davila GW, Aguilar VC. Transobturator versus single incision slings: 1-year results of a randomized controlled trial. *Int Urogynecol J.* 2017 Mar;28(3):461–467. doi: 10.1007/s00192-016-3128-z. Epub 2016 Oct 6. PubMed [citation] PMID: 27714435

Alas AN, Chinthakanan O, Espaillet L, Plowright L, Davila GW, Aguilar VC. De novo stress urinary incontinence after pelvic organ prolapse surgery in women without occult incontinence. *Int Urogynecol J.* 2017 Apr;28(4):583–590. doi: 10.1007/s00192-016-3149-7. Epub 2016 Sep 27. PubMed [citation] PMID: 27678145

Unger CA, Barber MD, Walters MD, Paraiso MFR, Ridgeway B, Jelovsek JE. Long-Term Effectiveness of Uterosacral Colpopexy and Minimally Invasive Sacral Colpopexy for Treatment of Pelvic Organ Prolapse. *Female Pelvic Med Reconstr Surg*. 2017 May/Jun;23(3):188–194. doi: 10.1097/SPV.0000000000000313. PubMed [citation] PMID: 27636212

Alas A, Chinthakanan O, Espallat L, Plowright L, Aguilar V, Davila GW. Are suburethral slings less successful in the elderly? *Int Urogynecol J*. 2017 Apr;28(4):553–559. doi: 10.1007/s00192-016-3132-3. Epub 2016 Sep 15. PubMed [citation] PMID: 27629119

Hill AJ, Jallad K, Walters MD. Laparoscopic Burch Colposuspension Using a 3-Trocar System: Tips and Tricks. *J Minim Invasive Gynecol*. 2017 Mar–Apr;24(3):344. doi: 10.1016/j.jmig.2016.08.816. Epub 2016 Aug 20. PubMed [citation] PMID: 27553183

Siff LN, Jallad K, Pizarro-Berdichevsky J, Walters MD. Vaginal hysterectomy, vaginal salpingoophorectomy and uterosacral ligament colpopexy: a view from above (in English and Spanish). *Int Urogynecol J*. 2017 Jan;28(1):151–153. doi: 10.1007/s00192-016-3102-9. Epub 2016 Aug 8. PubMed [citation] PMID: 27503088

Markland AD, Jelovsek JE, Whitehead WE, Newman DK, Andy UU, Dyer K, Harm-Ernandes I, Cichowski S, McCormick J, Rardin C, Sutkin G, Shaffer A, Meikle S; Pelvic Floor Disorders Network.. Improving biofeedback for the treatment of fecal incontinence in women: implementation of a standardized multi-site manometric biofeedback protocol. *Neurogastroenterol Motil*. 2017 Jan;29(1). doi: 10.1111/nmo.12906. Epub 2016 Jul 24. PubMed [citation] PMID: 27453154, PMCID: PMC5198255

Hegde A, Aguilar VC, Davila GW. Levator ani defects in patients with stress urinary incontinence: three-dimensional endovaginal ultrasound assessment. *Int Urogynecol J*. 2017 Jan;28(1):85–93. doi: 10.1007/s00192-016-3068-7. Epub 2016 Jul 8. PubMed [citation] PMID: 27393694

Unger CA. Hormone therapy for transgender patients. *Transl Androl Urol*. 2016 Dec;5(6):877–884. doi: 10.21037/tau.2016.09.04. Review. PubMed [citation] PMID: 28078219, PMCID: PMC5182227

Thacker HL. To the Editor: Menopausal hormone therapy. *Cleve Clin J Med*. 2016 Nov;83(11):778. doi: 10.3949/ccjm.83c.11001. No abstract available. PubMed [citation] PMID: 27824541

Españolat-Rijo L, Siff L, Alas AN, Chadi SA, Zimberg S, Vaish S, Davila GW, Barber M, Hurtado EA. Intraoperative Cystoscopic Evaluation of Ureteral Patency: A Randomized Controlled Trial. *Obstet Gynecol*. 2016 Dec;128(6):1378–1383. PubMed [citation] PMID: 27824741

Starbuck KD, Drake RD, Budd GT, Rose PG. Treatment of Advanced Malignant Uterine Perivascular Epithelioid Cell Tumor with mTOR Inhibitors: Single-institution Experience and Review of the Literature. *Anticancer Res*. 2016 Nov;36(11):6161–6164. Review. PubMed [citation] PMID: 27793946

Goodman LR, Goldberg JM, Flyckt RL, Gupta M, Harwalker J, Falcone T. Effect of surgery on ovarian reserve in women with endometriomas, endometriosis and controls. *Am J Obstet Gynecol*. 2016 Nov;215(5):589.e1-589.e6. doi: 10.1016/j.ajog.2016.05.029. PubMed [citation] PMID: 27242204

Unger CA, Hickman LC, Mitchell-Handley B, Barber MD, Ridgeway B. The Incidence of Perioperative Adverse Events in the Very Elderly Undergoing Urogynecologic Surgery. *Female Pelvic Med Reconstr Surg*. 2016 Nov/Dec;22(6):425–429. PubMed [citation] PMID: 27465817

Miklos JR, Chinthakanan O, Moore RD, Karp DR, Nogueiras GM, Davila GW. Indications and Complications Associated with the Removal of 506 Pieces of Vaginal Mesh Used in Pelvic Floor Reconstruction: A Multicenter Study. *Surg Technol Int*. 2016 Oct 26;XXIX:185–189. PubMed [citation] PMID: 27780347

Chinthakanan O, Miklos JR, Moore RD, Karp DR, Nogueiras GM, Davila GW. The Indication and Surgical Treatment of 286 Midurethral Synthetic Sling Complications: A Multicenter Study. *Surg Technol Int*. 2016 Oct 26;29:167–171. PubMed [citation] PMID: 27780346

Siddique M, Shah N, Park A, Chen B, Emery S, Falcone T, Margulies R, Rardin C, Iglesia C. Core Privileging and Credentialing: Hospitals' Approach to Gynecologic Surgery. *J Minim Invasive Gynecol*. 2016 Nov–Dec;23(7):1088–1106.e1. doi: 10.1016/j.jmig.2016.08.001. PubMed [citation] PMID: 27521980

Moore KN, Java JJ, Slaughter KN, Rose PG, Lanciano R, DiSilvestro PA, Thigpen JT, Lee YC, Tewari KS, Chino J, Seward SM, Miller DS, Salani R, Moore DH, Stehman FB. Is age a prognostic biomarker for survival among women with locally advanced cervical cancer treated with chemoradiation? An NRG Oncology/Gynecologic Oncology Group ancillary data analysis. *Gynecol Oncol*. 2016 Nov;143(2):294–301. doi: 10.1016/j.ygyno.2016.08.317. PubMed [citation] PMID: 27542967

- Mahdi H, Han X, Abdul-Karim F, Vargas R. Racial disparity in survival of patients with uterine serous carcinoma: Changes in clinical characteristics, patterns of care and outcomes over time from 1988 to 2011. *Gynecol Oncol*. 2016 Nov;143(2):334–345. doi: 10.1016/j.ygyno.2016.03.002. PubMed [citation] PMID: 26948694
- Mahdi H, Aljebori Q, Lockart D, Moulton L. Risk of Venous Thromboembolism After Laparoscopic Surgery for Gynecologic Malignancy. *J Minim Invasive Gynecol*. 2016 Nov–Dec;23(7):1057–1062. doi: 10.1016/j.jmig.2016.06.011. PubMed [citation] PMID: 27353413
- Rose PG, Java JJ, Morgan MA, Alvarez-Secord A, Kesterson JP, Stehman FB, Warshal DP, Creasman WT, Hanjani P, Morris RT, Copeland LJ. Disease extent at secondary cytoreductive surgery is predictive of progression-free and overall survival in advanced stage ovarian cancer: An NRG Oncology/Gynecologic Oncology Group study. *Gynecol Oncol*. 2016 Dec;143(3):511–515. doi: 10.1016/j.ygyno.2016.09.005. PubMed [citation] PMID: 27692669
- Gingold JA, Falcone T. Retroperitoneal anatomy during excision of pelvic side wall endometriosis. *J Endometr Pelvic Pain Disord*. 2016 Apr–Jun;8(2):62–66. PubMed [citation] PMID: 27642583, PMCID: PMC5023072
- Flyckt RL, Farrell RM, Perni UC, Tzakis AG, Falcone T. Deceased Donor Uterine Transplantation: Innovation and Adaptation. *Obstet Gynecol*. 2016 Oct;128(4):837–42. doi: 10.1097/AOG.0000000000001617. PubMed [citation] PMID: 27607877
- Unger CA, Lachiewicz MP, Ridgeway B. Risk factors for robotic gynecologic procedures requiring conversion to other surgical procedures. *Int J Gynaecol Obstet*. 2016 Dec;135(3):299–303. doi: 10.1016/j.ijgo.2016.06.016. PubMed [citation] PMID: 27591050
- Desai N, Ploskonka S, Goodman L, Attaran M, Goldberg JM, Austin C, Falcone T. Delayed blastulation, multinucleation, and expansion grade are independently associated with live-birth rates in frozen blastocyst transfer cycles. *Fertil Steril*. 2016 Nov;106(6):1370–1378. doi: 10.1016/j.fertnstert.2016.07.1095. PubMed [citation] PMID: 27565255
- Visco AG, Zyczynski H, Brubaker L, Nygaard I, Xu X, Lukacz ES, Paraiso MF, Greer J, Rahn DD, Meikle SF, Honeycutt AA. Cost-Effectiveness Analysis of Anticholinergics Versus Botox for Urgency Urinary Incontinence: Results From the Anticholinergic Versus Botox Comparison Randomized Trial. *Female Pelvic Med Reconstr Surg*. 2016 Sep–Oct;22(5):311–6. doi: 10.1097/SPV.0000000000000277. PubMed [citation] PMID: 27564385, PMCID: PMC5003321

McCray DK, Simpson AB, Flyckt R, Liu Y, O'Rourke C, Crowe JP, Grobmyer SR, Moore HC, Valente SA. Erratum to: Fertility in Women of Reproductive Age After Breast Cancer Treatment: Practice Patterns and Outcomes. *Ann Surg Oncol*. 2016 Dec;23(Suppl 5):1063. No abstract available. PubMed [citation] PMID: 27527718

Rapkin RB, Achilles SL, Schwarz EB, Meyn L, Cremer M, Boraas CM, Chen BA. Self-Administered Lidocaine Gel for Intrauterine Device Insertion in Nulliparous Women: A Randomized Controlled Trial. *Obstet Gynecol*. 2016 Sep;128(3):621–8. doi: 10.1097/AOG.0000000000001596. PubMed [citation] PMID: 27500351

Jelovsek JE. Predicting urinary incontinence after surgery for pelvic organ prolapse. *Curr Opin Obstet Gynecol*. 2016 Oct;28(5):399–406. doi: 10.1097/GCO.0000000000000308. PubMed [citation] PMID: 27495276

Barber MD. Pelvic organ prolapse. *BMJ*. 2016 Jul 20;354:i3853. doi: 10.1136/bmj.i3853. Review. No abstract available. PubMed [citation] PMID: 27439423

Batur P, Bowersox N, McNamara M. Contraception: Efficacy, Risks, Continuation Rates, and Use in High-Risk Women. *J Womens Health (Larchmt)*. 2016 Aug;25(8):853–6. doi: 10.1089/jwh.2016.5942. PubMed [citation] PMID: 27438879

Bradley LD, Gueye NA. Leiomyoma therapeutic options: is it now prime time for stratified medicine? *Fertil Steril*. 2016 Oct;106(5):1045–1046. doi: 10.1016/j.fertnstert.2016.06.036. No abstract available. PubMed [citation] PMID: 27430203

Hickman LC, Valentine LN, Falcone T. Preservation of gonadal function in women undergoing chemotherapy: a review of the potential role for gonadotropin-releasing hormone agonists. *Am J Obstet Gynecol*. 2016 Oct;215(4):415–22. doi: 10.1016/j.ajog.2016.06.053. Review. PubMed [citation] PMID: 27422055

Jallad K, Siff L, Thomas T, Paraiso MF. Salpingo-Oophorectomy by Transvaginal Natural Orifice Transluminal Endoscopic Surgery. *Obstet Gynecol*. 2016 Aug;128(2):293–6. doi: 10.1097/AOG.0000000000001513. PubMed [citation] PMID: 27400007

Kho RM. In the Aftermath of the Storm Called Power Morcellation. *J Minim Invasive Gynecol*. 2016 Sep–Oct;23(6):847–8. doi: 10.1016/j.jmig.2016.07.001. No abstract available. PubMed [citation] PMID: 27393284

Mahdi H, Moulton L, Nutter B, Cherian S, Rose P. The Impact of Combined Radiation and Chemotherapy on Outcome in Uterine Clear Cell Carcinoma Compared with Chemotherapy Alone. *Clin Oncol (R Coll Radiol)*. 2016 Dec;28(12):776–782. doi: 10.1016/j.clon.2016.06.009. PubMed [citation] PMID: 27339402

Gray HJ, Benigno B, Berek J, Chang J, Mason J, Mileschkin L, Mitchell P, Moradi M, Recio FO, Michener CM, Secord AA, Tchabo NE, Chan JK, Young J, Kohrt H, Gargosky SE, Goh JC. Progression-free and overall survival in ovarian cancer patients treated with CVac, a mucin 1 dendritic cell therapy in a randomized phase 2 trial. *J Immunother Cancer*. 2016 Jun 21;4:34. doi: 10.1186/s40425-016-0137-x. PubMed [citation] PMID: 27330807, PMCID: PMC4915201

Rose PG, Mahdi H, Jernigan A, Yang B. Activity of Bevacizumab in Patients With Low-Grade Serous Ovarian Carcinoma. *Int J Gynecol Cancer*. 2016 Jul;26(6):1048–52. doi: 10.1097/IGC.0000000000000742. PubMed [citation] PMID: 27258727

Pasternak AL, Link NA, Richardson CM, Rose PG. Effect of Prophylactic Extended-Infusion Carboplatin on Incidence of Hypersensitivity Reactions in Patients with Ovarian, Fallopian Tube, or Peritoneal Carcinomas. *Pharmacotherapy*. 2016 Jul;36(7):723–30. doi: 10.1002/phar.1769. PubMed [citation] PMID: 27196693

Lukacz ES, Warren LK, Richter HE, Brubaker L, Barber MD, Norton P, Weidner AC, Nguyen JN, Gantz MG. Quality of Life and Sexual Function 2 Years After Vaginal Surgery for Prolapse. *Obstet Gynecol*. 2016 Jun;127(6):1071–9. doi: 10.1097/AOG.0000000000001442. PubMed [citation] PMID: 27159758, PMCID: PMC4879084

Hill AJ, Siff L, Vasavada SP, Paraiso MF. Surgical excision of urethral prolapse. *Int Urogynecol J*. 2016 Oct;27(10):1601–3. doi: 10.1007/s00192-016-3021-9. PubMed [citation] PMID: 27139717

Siff LN, Jelovsek JE, Barber MD. The effect of major depression on quality of life after surgery for stress urinary incontinence: a secondary analysis of the Trial of Midurethral Slings. *Am J Obstet Gynecol*. 2016 Oct;215(4):455.e1–9. doi: 10.1016/j.ajog.2016.04.039. PubMed [citation] PMID: 27133008

Nager CW, Zyczynski H, Rogers RG, Barber MD, Richter HE, Visco AG, Rardin CR, Harvie H, Wallace D, Meikle SF; Pelvic Floor Disorders Network.. The Design of a Randomized Trial of Vaginal Surgery for Uterovaginal Prolapse: Vaginal Hysterectomy With Native Tissue Vault Suspension Versus Mesh Hysteropexy Suspension (The Study of Uterine Prolapse Procedures Randomized Trial). *Female Pelvic Med Reconstr Surg*. 2016 Jul–Aug;22(4):182–9. doi: 10.1097/SPV.0000000000000270. PubMed [citation] PMID: 27054798, PMCID: PMC4919185

Jallad K, Steele SE, Barber MD. Breakdown of Perineal Laceration Repair After Vaginal Delivery: A Case-Control Study. *Female Pelvic Med Reconstr Surg*. 2016 Jul–Aug;22(4):276–9. doi: 10.1097/SPV.0000000000000274. PubMed [citation] PMID: 27054788

Alas AN, Pereira I, Chandrasekaran N, Devakumar H, Espaillet L, Hurtado E, Davila GW. Apical sling: an approach to posthysterectomy vault prolapse. *Int Urogynecol J*. 2016 Sep;27(9):1433–6. doi: 10.1007/s00192-016-3010-z. PubMed [citation] PMID: 27052327

Munoz JL, Goje OJ. Mycoplasma genitalium: An Emerging Sexually Transmitted Infection. *Scientifica* (Cairo). 2016;2016:7537318. doi: 10.1155/2016/7537318. Review. PubMed [citation] PMID: 27034904, PMCID: PMC4789526

Jallad K, Barber MD, Ridgeway B, Paraiso MF, Unger CA. The effect of surgical start time in patients undergoing minimally invasive sacrocolpopexy. *Int Urogynecol J*. 2016 Oct;27(10):1535–9. doi: 10.1007/s00192-016-2994-8. PubMed [citation] PMID: 27026142

Farrell RM, Agatisa PK, Mercer MB, Mitchum AG, Coleridge MB. The use of noninvasive prenatal testing in obstetric care: educational resources, practice patterns, and barriers reported by a national sample of clinicians. *Prenat Diagn*. 2016 Jun;36(6):499–506. doi: 10.1002/pd.4812. PubMed [citation] PMID: 26991091

Haylen BT, Maher CF, Barber MD, Camargo S, Dandolu V, Digesu A, Goldman HB, Huser M, Milani AL, Moran PA, Schaer GN, Withagen MI. An International Urogynecological Association (IUGA)/International Continence Society (ICS) joint report on the terminology for female pelvic organ prolapse (POP). *Int Urogynecol J*. 2016 Apr;27(4):655–84. doi: 10.1007/s00192-016-3003-y. PubMed [citation] PMID: 26984443

Soto E, Catenacci M, Bedient C, Jelovsek JE, Falcone T. Assessment of Long-Term Bowel Symptoms After Segmental Resection of Deeply Infiltrating Endometriosis: A Matched Cohort Study. *J Minim Invasive Gynecol*. 2016 Jul-Aug;23(5):753–9. doi: 10.1016/j.jmig.2016.03.004. PubMed [citation] PMID: 26976198

Zhang CY, DeBaz C, Bhandal G, Alli F, Buencamino Francisco MC, Thacker HL, Palomo JM, Palomo L. Buccal Bone Thickness in the Esthetic Zone of Postmenopausal Women: A CBCT Analysis. *Implant Dent*. 2016 Aug;25(4):478–84. doi: 10.1097/ID.0000000000000405. PubMed [citation] PMID: 26963744

Siff LN, Unger CA, Jelovsek JE, Paraiso MF, Ridgeway BM, Barber MD. Assessing ureteral patency using 10% dextrose cystoscopy fluid: evaluation of urinary tract infection rates. *Am J Obstet Gynecol*. 2016 Jul;215(1):74.e1–6. doi: 10.1016/j.ajog.2016.02.006. PubMed [citation] PMID: 26875949

Barber MD. Pervasive impacts of mode of delivery across multiple measures of prolapse severity. *BJOG*. 2016 Aug;123(9):1557. doi: 10.1111/1471-0528.13784. No abstract available. PubMed [citation] PMID: 26663666

Gingold JA, Zafman K, Rodriguez-Purata J, Whitehouse MC, Lee JA, Sandler B, Copperman AB. Do elevated TSH levels predict early pregnancy loss in ART patients? *Gynecol Endocrinol*. 2016 Dec;32(12):973–976. PubMed [citation] PMID: 27426225, PMCID: PMC5145795

Jallad K. Urogynecology digest : Presented by Karl Jallad. *Int Urogynecol J*. 2016 Sep;27(9):1441–2. doi: 10.1007/s00192-016-3028-2. No abstract available. PubMed [citation] PMID: 27142031

